

**ITEM 1 PUBLIC EXHIBITION - ECONOMIC DEVELOPMENT STRATEGY 2025-35**

In September 2019, Wollongong Council endorsed the Economic Development Strategy 2019-29, outlining the key priorities, goals and actions of Council with respect to its role in supporting economic activity in Wollongong over the next 10 years.

In 2024, a mid-term review into the strategy commenced, to determine how the strategy was performing half way into the 10 year strategy. It found the strategy had been performing well, with all three objectives achieved; 84% of the action items either complete or underway and 100% of the jobs target achieved.

Due to the success of the 2019 Strategy, it was agreed that a new 10-year strategy for Wollongong would be developed, with a new vision, objectives, jobs target and set of action items. This new Strategy provides an exciting roadmap for the Wollongong economy’s prosperity over the next decade.

It builds on the work already undertaken to date and looks to continue the current rate of momentum into the next decade with a new 2035 jobs target of 20,500 net additional jobs. It also sets out ten momentum building projects for the city over the next decade and five strategic priority areas to help achieve our vision of a diverse, resilient economy that fosters innovation and growth, attracts investment and supports a thriving business community.

This report seeks Council endorsement for public exhibition of the new Economic Development Strategy 2025-35.

**RECOMMENDATION**

The Draft Economic Development Strategy 2025-35 be exhibited for a minimum of 28 days commencing in September 2025, including draft action items.

**REPORT AUTHORISATIONS**

Report of: Mark Grimson, Economic Development Manager  
 Authorised by: Linda Davis, Director Planning + Environment - Future City + Neighbourhoods

**ATTACHMENTS**

- 1 Economic Development Strategy 2025-35

**ACRONYMS USED IN REPORT**

Abbreviation	Meaning
BAU	Business as usual
CBD	Central Business District
GDP	Gross Domestic Product
LGA	Local Government Area

**BACKGROUND**

In September 2019, Wollongong Council endorsed the Economic Development Strategy 2019-29, outlining the key priorities, goals and actions of Council with respect to its role in supporting economic activity in Wollongong. The Strategy included three objectives:

1. Generate 10,500 net new jobs by 2028 – more than double the 5,000 net new jobs created in the decade to 2018.
2. Lifting median incomes – generate new jobs in industries that are higher paying, have a greater share of fulltime jobs and are expected to grow in the future.

3. Targeted sectors align with talent pool – align the target industries with Wollongong’s existing talent pool, in particular commuters and graduates of the University of Wollongong to create more local job opportunities for residents.

The 2019 Strategy included 56 action items across seven policy levers – Civic Leadership; Business Attraction; Knowledge Hub, Infrastructure; Planning; Business Support and Procurement. It also included a series of game changer projects – those significant projects or activities that could have a major impact on Wollongong’s labour market:

- Critical transport projects to reduce the travel time between Wollongong and Sydney
- Capitalising on the growth of Western Sydney and the development of the Aerotropolis
- Increasing the office capacity in the Wollongong City Centre
- Development of unused and underutilised employment lands
- Attraction of more major events and tourism infrastructure
- Completion of the Australian Industrial Gas Energy Terminal project
- Establishment of a city centre university campus
- Delivery of the Port Kembla container terminal project
- Further evolving as a smart city
- Improving the effectiveness of our advocacy

In 2024, Council officers undertook a mid-term review to measure progress of the first five years of the Strategy. The results of this mid-term review are outlined below.

### **The Mid Term Review of the Economic Development Strategy 2025-35**

The Mid Term Review found that all three objectives of the original strategy had been achieved.

1. Generate 10,500 net new jobs by 2028 – 100% of jobs target achieved
2. Lifting median incomes – growth in median incomes between 2016 and 2021 for Wollongong residents of 4.1%
3. Targeted sectors align with talent pool – achieved

It also found that of the 56 action items, 84% had either been completed or were in progress within the first 5 years, while 16% had not yet commenced. Some of the key achievements under the Economic Development Strategy 2019-29 include:

- Increasing the local content weighting from 5% to 10% for procurement and hosting a ‘Doing Business with Council’ showcase
- The establishment of the Wollongong CBD Night Time Economy Policy
- The establishment of the Major Project Charter & Committee
- The adoption of a new Tourism Accommodation Strategy 2025
- Invest Wollongong – an ‘always on approach to marketing Wollongong beyond the region’
- Wollongong ‘Buy Local’ campaign – ‘We Shop the Gong’
- Establishment of the Wollongong monthly business newsletter to 28,000+ business contacts

id Consulting were also commissioned to undertake a review of the Wollongong economy’s performance during the first five years of the Strategy. The results highlighted Wollongong had outperformed the NSW economy on most key indicators over the five-year period.

- Wollongong’s economic growth (change in Gross Regional Product) exceeded the state average (2.5% vs 2.0% p.a.)
- Wollongong’s local jobs growth averaged 2.1% per annum, faster than the state average (1.9%) and significantly higher than the average for Greater Sydney (1.3%).

- Employed resident growth was even stronger, averaging 2.5% p.a. compared to 1.9% p.a. for the state.
- Once adjusting for population, Wollongong's GDP per capita, one of the measures of living standards, was quite strong over the last five years (2% p.a.) and almost double the state average (1.1% p.a.).
- Registered business numbers in the Wollongong LGA increased by 14.4% over the three years to June 2023, stronger than that for the state (10.8%). Growth in businesses with 20-199 employees (19.1%) was notably higher than the state average (11.1%), with business growth led by construction, professional services, and health care.

A scan of the local economy also demonstrates significant changes in the Wollongong economy, with the emergence of the Clean Energy sector, changes in the way we work post the pandemic and significant opportunities within the coming decades, including:

- the announcement of BlueScope's Port Kembla Land Transformation Project;
- significant changes to the Wollongong CBD, including 30,000sqm of A-grade office space delivered in the CBD (50% uplift since 2020), with another 40,000sqm in the future pipeline;
- along with opportunities in a range of key target sectors.

Due to the success of the 2019 Strategy over the first five years, and the many external changes to the Wollongong economy over this time, a new 10 year strategy has been developed, outlining the key priorities and future actions of Council with respect to its role in driving economic activity in Wollongong over the coming decade to 2035.

The new strategy outlines the key priorities and future actions to drive economic activity and future investment. It places strong emphasis on further diversifying our economic base and continuing to build resilience within the economy and ensuring that sustainable, ongoing economic prosperity continues to support future generations.

## PROPOSAL

A new 10 year Economic Development Strategy 2025-35 has been developed, which includes a range of new elements, as outlined below.

### **Vision:**

Wollongong is a diverse, resilient economy that fosters innovation and growth, attracts investment and supports a thriving business community.

### **Objectives:**

1. Continue the diversification of the Wollongong economy
2. Provide more local jobs for our Wollongong residents and those in the broader Illawarra Shoalhaven region, generating 20,500 net new jobs by 2035.
3. Continue to attract new investment and support our local businesses to prosper, including new startups and entrepreneurs.

### **Key target sectors:**

Similar to the 2019 Strategy, this new Strategy also focuses on key target sectors for the Wollongong LGA. While Wollongong Council supports employment across all sectors, this sectors identifies eight key target sectors with strong potential for local employment growth that:

- Is beyond the rate of local population growth;
- Aligns and builds on capabilities of our existing industry base and skillset;
- Are expected to experience growth over the next decade;
- Play a vital role in bringing new income into the city, generating multiplier effects that support growth in population serving industries; and

- Generally support higher paid jobs, the types which historically many of our local residents have left the city to pursue.

This strategy has a focus on those sectors that extend to markets beyond local and regional demand and have the capacity to grow beyond those population serving sectors. The eight key target sectors include: Tech & Professional Services; Clean Energy; Advanced Manufacturing; Entrepreneurs & Scaleups; Health & Medical Research; Defence Industries; Creative Industries; and the Visitor Economy.

### **Momentum Building projects:**

The Strategy also identifies a range of long term strategic projects that have the potential to drive significant economic growth across Wollongong and the surrounding LGAs – unlocking new employment opportunities, enhancing infrastructure, and fostering innovation and industry diversification as well as housing supply.

1. The BlueScope Port Kembla Land Transformation Project
2. Continuing Wollongong CBD's transformation
3. Critical transport projects to reduce the travel time and improve resilience between Wollongong and the Sydney basin
4. Capitalise on the opportunities associated with the South West growth corridor and the Western Sydney Aerotropolis including the opening of the new Western Sydney International Airport in 2026
5. The ongoing development of the port of Port Kembla
6. The development of the Clean Energy sector, including the Illawarra Urban Renewable Energy Zone and the Port Kembla Hydrogen Hub
7. Attraction of more major events and tourism infrastructure, including new hotel supply
8. Development of unused and under-utilised employment lands to unlock additional industrial land supply
9. Advocate for infrastructure requirements to unlock housing supply in West Lake Illawarra Urban Release Area
10. Build the capacity to advocate on behalf of the city and the region

### **New 10 year jobs target**

The Strategy includes a 10 year jobs target of 20,500 net new local jobs by 2035. This target is made up of two components:

- A 'business as usual' (BAU) forecast of 16,829 jobs – equivalent to an average annual growth rate of 1.5%. The BAU forecast was developed and takes into account a range of local, regional, state and national data, including population growth, labour force estimates and state and national economic, employment and industry outlooks.
- An additional 3,634 jobs or 20% above BAU – equating to an average annual jobs growth rate of 1.8%.

This new target maintains the strong momentum of the past six years, during which time local employment also grew at an average annual rate of 1.8%.

### **Priority areas:**

The five strategic priority areas below provide a broader framework through high-level actions that will help shape Wollongong's economic development over the next decade.

#### *Priority area 1: A city that is open for business, supports new growth and investment*

- We will continue to proactively attract new jobs that underpin Wollongong's role as the regional capital
- We will market and promote the region to attract investment and support local businesses to export into external markets

- We will advocate for key enabling infrastructure to support and facilitate local employment and economic growth
- We will work with regional stakeholders to support ongoing workforce development and future skills needs of the region

*Priority area 2: A business friendly city*

- We will continue to support our local businesses and business networks
- We will provide a regulatory environment that supports local business
- We will continue to monitor economic conditions and provide insights for our local business community

*Priority area 3: A vibrant and connected city*

- We will continue to enhance our reputation as a major events and conferencing destination
- We will support the ongoing development of our 24-hour economy
- We will support initiatives that promote Wollongong as a Screen Friendly City and nurture the ongoing development of the screen industry ecosystem
- We will ensure our CBD is accessible and well-connected day and night

*Priority area 4: A city that fosters innovation and inclusion*

- We will continue to promote the various initiatives being undertaken in the city as the “City of Innovation” and work with local stakeholders to strengthen our innovative ecosystem
- We are an inclusive city that provides opportunities for all, through building a workforce that reflects the diversity of the community

*Priority area 5: An environmentally sustainable city*

- We will support investment and innovation in a clean energy transition increasing benefit to local businesses
- We will support local businesses to incorporate sustainability principles and contribute to Wollongong’s net zero community emissions by 2050 target
- We will support waste reduction and circular economy principles for local businesses

Under each of these high-level action items sit further detailed action items to be undertaken over the life of the strategy.

A copy of the Draft Economic Development Strategy 2025-35, including action items is at Attachment A.

## CONSULTATION AND COMMUNICATION

Extensive consultation with local stakeholders has been undertaken in the development of this Strategy.

Consultation with the local business community was undertaken in August 2024 via the Wollongong 2024 Business Survey. The survey was open from 14 August – 16 September 2024 and was sent to our 28,000 local business contacts as part of Council’s monthly e-business newsletter. Over 300 businesses participated in the survey, which provided feedback about the challenges faced over the last 12 months, areas they would like to strengthen in their business and a range of other factors. The findings from this survey helped to inform the new Strategy.

An external Reference Group was also established of local business organisations and other key stakeholders to help guide the development of the Strategy and provide expert advice and feedback. Membership included representatives from the NSW Department of Primary Industries and Regional Development, the University of Wollongong, iAccelerate, TAFE NSW, Business Illawarra, RDA Illawarra Shoalhaven, Illawarra Shoalhaven Joint Organisation, Property Council of Australia, i3net, Destination Wollongong, UDIA, ANZ and Destination Sydney Surrounds South. This Reference Group met four times during the development of the Strategy and provided input and expert advice, as well as ensuring strong alignment with the work of other levels of government, tertiary institutions and other peak business and industry groups.

Significant internal consultation was also undertaken, including individual meetings with the following teams during the development of the strategy:

- Environment Planning
- Transport and Infrastructure Planning
- Land Use Planning
- Infrastructure Governance
- Urban Release
- City & Culture
- People & Culture
- IMT
- Property
- Procurement
- Community Development
- Events
- Communications and Marketing
- Development Assessment & Certification
- Waste
- Regulation & Enforcement

Additional external consultation has been undertaken with a range of external stakeholders including: BlueScope; NSW Ports; Destination Wollongong, the University of Wollongong and iAccelerate.

Should Council support the public exhibition of the draft Strategy, a public exhibition period of 6.5 weeks will be undertaken, providing additional time for the business community to consider the strategy. A range of engagement activities will be undertaken during this time, including briefings to the boards of our local peak bodies and representative groups along with consultation with our local business community.

#### PLANNING AND POLICY IMPACT

This report contributes to the delivery of Our Wollongong Our Future 2035 Goal 3 'We foster a diverse economy and we value innovation, culture and creativity'. It specifically delivers on core business activities as detailed in the Economic Development Service Plan.

#### FINANCIAL IMPLICATIONS

Unfunded actions will be considered as part of Council's annual budget planning process. Actions that are funded by current budget allocations will be included in Council's Annual Plan and Delivery Program. Council may also seek external funding to deliver some of the actions identified in the Strategy.

#### CONCLUSION

The Draft Economic Development Strategy 2025-35 provides an exciting roadmap for Wollongong's future economic prosperity over the next decade.


It builds on the work already undertaken to date and looks to continue the current momentum into the next decade with the new 20,500 net new jobs target. This Strategy sets out a number of strategic long term momentum building projects on the horizon for the city as well as a detailed set of action items to guide specific projects to help achieve the vision for Wollongong's economy to ensure we are a diverse, resilient economy that fosters innovation and growth, attracts investment and supports a thriving business community.



Wollongong City Council

# Economic Development Strategy 2025-35

A roadmap for economic prosperity



## Acknowledgement of Country

We acknowledge the Traditional Custodians of the land on which our city is built, Dharawal Country. We recognise and appreciate their deep connection to this land, waters and the greater community. We pay respect to Elders past, present and those emerging and extend our respect to all Aboriginal and Torres Strait Islander people who call this city home. We recognise Aboriginal and Torres Strait Islander people as the first people to live in the area. We respect their living cultures and recognise the positive contribution their voices, traditions and histories make to the city.

## Contents

<b>1. Strategy at a Glance</b>	<b>6</b>
<b>2. The Economic Development Strategy Mid-Term Review</b>	<b>10</b>
2.1 Review of the 2019-29 Economic Development Strategy objectives	11
2.2 Review of the Wollongong economy over the first five years	14
2.3 Key achievements of the Economic Development Strategy 2019-29	16
<b>3. Wollongong's economy – Overview</b>	<b>18</b>
3.1 Our main employment precincts	22
<b>4. What did we hear?</b>	<b>24</b>
4.1 The 2024 Wollongong Business Survey	24
<b>5. Wollongong's Economic Future 2025-35</b>	<b>28</b>
5.1 Local, regional, state and national policy framework	30
5.2 Our key target sectors	32
5.3 The 2035 Jobs Target	36
<b>6. Our 10 Momentum Building Projects</b>	<b>38</b>
#1 The BlueScope Port Kembla Land Transformation Project	38
#2 Continuing Wollongong CBD's transformation	39
#3 Critical transport projects to reduce the travel time and improve resilience between Wollongong and the Sydney basin	44
#4 Capitalise on the opportunities associated with the South West growth corridor and the Western Sydney Aerotropolis including the opening of the new Western Sydney International Airport in 2026	46
#5 The ongoing development of the port of Port Kembla	47
#6 The development of the Clean Energy sector, including the Illawarra Urban Renewable Energy Zone and the Port Kembla Hydrogen Hub	48
#7 Attraction of more major events and tourism infrastructure, including new hotel supply	50
#8 Development of unused and under-utilised employment lands to unlock additional industrial land supply	51
#9 Advocate for infrastructure requirements to unlock housing supply in West Lake Illawarra Urban Release Area	52
#10 Build the capacity to advocate on behalf of the city and the region	54
<b>7. Our 5 key priority areas</b>	<b>56</b>
1. A city that is open for business, supports new growth and investment	57
2. A business-friendly city	60
3. A vibrant and connected city	62
4. A city that fosters innovation and inclusion	66
5. An environmentally sustainable city	70
<b>8. Action Items</b>	<b>74</b>
<b>9. References</b>	<b>80</b>



Image: Aerial of Stuart Park, North Wollongong

## Lord Mayor's message

I am pleased to present Wollongong City Council's Economic Development Strategy 2025-35.

This new ten-year vision for our city continues the momentum and transformation Wollongong has experienced over past decades, ensuring our local economy has a diverse, resilient and strong industry base. It will also ensure our city is best placed to take advantage of the opportunities coming our way, with the broader Illawarra-Shoalhaven set to be the fastest growing region in NSW.

Wollongong City Council is committed to ongoing sustainable economic development in Wollongong. This new ten-year strategy builds upon the work of the previous strategy, including the achievement of our ambitious 2028 target to create 10,500 net new jobs. Remarkably, this goal was achieved within six years instead of ten as anticipated. It subsequently sets out a new target

of 20,500 net new jobs by 2035 that will guide the many actions and initiatives that seek to shape our city's future direction, growth and prosperity.

There has been significant change within our local economy, with the emergence of Clean Energy as a key sector, BlueScope's Port Kembla Land Transformation Project, and significant growth of the Wollongong CBD, including a 50% uplift in A-grade office space delivered with another 40,000sqm of commercial office space in the future pipeline. I am also pleased to say we have a number of exciting hotel developments in the pipeline, which will further support the visitor economy and contribute to enhancing the vibrancy of our CBD. Wollongong's economy has performed strongly over the first five years of the previous strategy, outperforming the NSW economy on a range of indicators, including economic growth, Gross Regional Product per capita, local jobs growth, and employed resident

growth. We do acknowledge, however, that some in our business community are doing it tough at present. We heard in our 2024 Wollongong Business Survey that businesses are experiencing challenges in regard to rising input costs, reduced consumer spending and an inability to pass on rising costs to customers.

Council also acknowledges that housing remains a major challenge in the Wollongong LGA, in line with other parts of the country. In terms of specific actions Council is undertaking in this space, these are addressed in Council's Wollongong Housing Strategy 2023 and we remain open to emerging opportunities to address housing shortages. Wollongong Council is also working closely with other levels of government to ensure there is a sufficient level of investment to support an increase in housing supply and delivery of infrastructure.

This strategy seeks to ensure that our city remains open for business, supports new growth and investment and supports our existing local business base to expand, hire more staff and prosper. It seeks to continue building on the current momentum underway in Wollongong and ensure that there are new and diverse local jobs for our future generations. Delivering the actions of this strategy over the next ten years will ensure that Wollongong remains a strong contributor to the state and national economies.

I am pleased to present the new Economic Development Strategy 2025-35 for Wollongong.

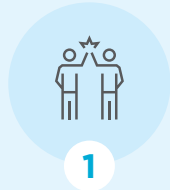
**Lord Mayor of Wollongong  
Councillor Tania Brown**

## 1. 2025-35 Strategy at a glance



Our vision: Wollongong is a diverse, resilient economy that fosters innovation and growth, attracts investment and supports a thriving business community.

### Our objectives:



1

Continue the diversification of the Wollongong economy



2

Provide more local jobs for our Wollongong residents and those in the broader Illawarra Shoalhaven region, generating 20,500 net new jobs by 2035.



3

Continue to attract new investment and support our local businesses to prosper, including new startups and entrepreneurs.

### Our key target sectors:



Tech & Professional Services



Clean Energy



Advanced Manufacturing



Entrepreneurs & Scaleups



Health & Medical Research



Defence Industries



Creative Industries



Visitor Economy



Image: Crown Street markets



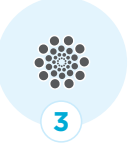


Our  
jobs target:  
**20,500**  
net new jobs  
by 2035



Image: Wollongong Harbour

**Our priority areas:**

The five strategic priority areas below provide a broader framework through high-level actions that will shape Wollongong's economic development over the next decade.


 <p><b>1</b></p> <p><b>A city that is open for business, supports new growth and investment</b></p> <p>We will continue to proactively attract new jobs that underpin Wollongong's role as the regional capital</p> <p>We will market and promote the region to attract investment and support local businesses to export into external markets</p> <p>We will advocate for key enabling infrastructure to support and facilitate local employment and economic growth</p> <p>We will work with regional stakeholders to support ongoing workforce development and future skills needs of the region</p>	 <p><b>2</b></p> <p><b>A business friendly city</b></p> <p>We will continue to support our local businesses and business networks</p> <p>We will provide a regulatory environment that supports local business</p> <p>We will continue to monitor economic conditions and provide insights for our local business community</p>	 <p><b>3</b></p> <p><b>A vibrant and connected city</b></p> <p>We will continue to enhance our reputation as a major events and conferencing destination</p> <p>We will support the ongoing development of our 24-hour economy</p> <p>We will support initiatives that promote Wollongong as a Screen Friendly City and nurture the ongoing development of the screen industry ecosystem</p> <p>We will ensure our CBD is accessible and well-connected day and night</p>	 <p><b>4</b></p> <p><b>A city that fosters innovation and inclusion</b></p> <p>We will continue to promote the various initiatives being undertaken in the city as the "City of Innovation" and work with local stakeholders to strengthen our innovative ecosystem</p> <p>We are an inclusive city that provides opportunities for all, through building a workforce that reflects the diversity of the community</p>	 <p><b>5</b></p> <p><b>An environmentally sustainable city</b></p> <p>We will support investment and innovation in a clean energy transition increasing benefit to local businesses</p> <p>We will support local businesses to incorporate sustainability principles and contribute to Wollongong's net zero community emissions by 2050 target</p> <p>We will support waste reduction and circular economy principles for local businesses</p>
---	--	--	---	---

**Our 10 Momentum Building projects:**

These 10 strategic projects have the potential to drive significant economic growth across Wollongong and the surrounding LGAs – unlocking new employment opportunities, enabling housing supply, enhancing infrastructure, and fostering innovation and industry diversification.

- 1 The BlueScope Port Kembla Land Transformation Project
- 2 Continuing Wollongong CBD's transformation
- 3 Critical transport projects to reduce the travel time and improve resilience between Wollongong and the Sydney basin
- 4 Capitalise on the opportunities associated with the South West growth corridor and the Western Sydney Aerropolis including the opening of the new Western Sydney International Airport in 2026
- 5 The ongoing development of the port of Port Kembla
- 6 The development of the Clean Energy sector, including the Illawarra Urban Renewable Energy Zone and the Port Kembla Hydrogen Hub
- 7 Attraction of more major events and tourism infrastructure, including new hotel supply
- 8 Development of unused and under-utilised employment lands to unlock additional industrial land supply
- 9 Advocate for infrastructure requirements to unlock housing supply in West Lake Illawarra Urban Release Area
- 10 Build the capacity to advocate on behalf of the city and the region

Image: Aerial of Wollongong CBD



## 2. The Economic Development Mid-Term Review

In late 2024, Council undertook a mid-term review to measure progress in the first five years of the Strategy. The results of this mid-term review are outlined below.

In September 2019, Wollongong Council endorsed the Economic Development Strategy 2019-29, outlining the key priorities, goals and actions of Council with respect to its role in supporting economic activity in Wollongong.

**The Strategy included three objectives:**

1. Generate 10,500 net new jobs by 2028 – more than double the 5,000 net new jobs created in the decade to 2018.
2. Lifting median incomes – generate new jobs in industries that are higher paying, have a greater share of full-time jobs and are expected to grow in the future.
3. Targeted sectors align with talent pool – align the target industries with Wollongong's existing talent pool, in particular commuters and graduates of the University of Wollongong (UOW) to create more local job opportunities for residents.

The focus of the 2019 Strategy was on growing high income local jobs for Wollongong residents, to help reduce the large number of commuters leaving the city each day for work. At the time, there were around 23,000 residents across the wider region travelling to Greater Sydney for work each day, resulting in negative externalities such as high economic and social costs borne by individual commuters, families and the broader community.

The 2019 Strategy included 56 action items across seven policy levers – Civic Leadership; Business Attraction; Knowledge Hub, Infrastructure; Planning; Business Support and Procurement.

**It also included a series of game changer projects – those significant projects or activities that could have a major impact on Wollongong's labour market, which include:**

1. Critical transport projects to reduce the travel time between Wollongong and Sydney
2. Capitalising on the growth of Western Sydney and the development of the Aerotropolis
3. Increasing the office capacity in the Wollongong City Centre
4. Development of unused and under-utilised employment lands
5. Attraction of more major events and tourism infrastructure
6. Completion of the Australian Industrial Gas Energy Terminal project
7. Establishment of a city centre university campus
8. Delivery of the Port Kembla container terminal project
9. Further evolving as a smart city
10. Improving the effectiveness of our advocacy

Image: Outdoor dining in the Wollongong CBD



## 2.1 Review of the 2019-29 Economic Development Strategy objectives

The review found that all three objectives of the strategy had been achieved.



1

2

3

**10,500 new jobs**

**Generate 10,500 net new jobs by 2028.**  
Achieved.

**Income growth**

**Lifting median incomes growth between the 2016 and 2021 census period.**  
Achieved.

**Sector alignment**

**Targeted sectors align with talent pool.**  
Achieved.

### Objective 1: Generate 10,500 net new jobs by 2028

The 2019 Economic Development Strategy set a 10,576 net new jobs target to be achieved over the decade. At the time, this was considered ambitious, as it was more than double the 5,000 net new jobs created in the previous decade.

As at 2023-24, Wollongong LGA now has 102,957 local jobs – a 10,612 net increase against the base line of 2017-18 under the Strategy.<sup>1</sup> This now means that the jobs target adopted in the Economic Development Strategy 2019-29 has been achieved.

It should be noted that this data is backward looking and the strong growth in local jobs in

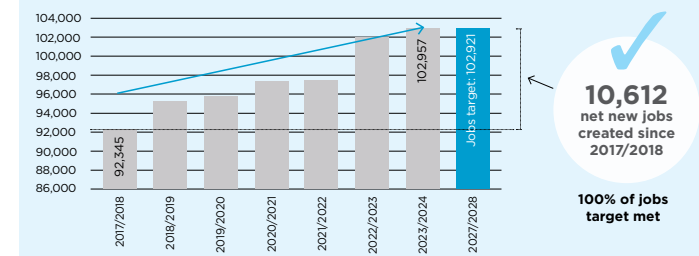
the year to June 2024 reflects, at least in part, the emergence of the local economy from the impacts of the COVID-19 pandemic.

**Since 2017-18, the sectors with the largest job gains were:**

1. Health Care and Social Assistance: +5,622
2. Construction: +3,411
3. Transport, Postal and Warehousing: +988
4. Professional, Scientific and Technical Services: +922
5. Public Administration and Safety: +858

During the same period, Retail Trade experienced a decline of 1,300 jobs.

Figure 1: Performance against the jobs target



**Objective 2: Lifting median incomes – generate new jobs in industries that are higher paying, have a greater share of full-time jobs and are expected to grow in the future.**

Figure 2 shows that there has been growth in median incomes between the 2016 and 2021 census periods.<sup>2</sup>

**Figure 2: Worker median incomes 2016-2021**

	2016	2021	% Average annual change
Wollongong residents working inside the LGA	\$47,647	\$58,097	4%
Wollongong residents working outside the LGA	\$61,568	\$77,448	4.7%
<b>All Wollongong residents</b>	<b>\$51,869</b>	<b>\$63,351</b>	<b>4.1%</b>
Workers within Wollongong LGA, reside outside	\$57,592	\$68,414	3.5%
<b>All workers within Wollongong LGA</b>	<b>\$50,103</b>	<b>\$60,694</b>	<b>3.9%</b>
All workers within NSW	\$54,188	\$64,831	3.7%

There is also a difference in the personal income levels between those that work outside of Wollongong to those working within Wollongong, as shown in Figure 3.<sup>3</sup>

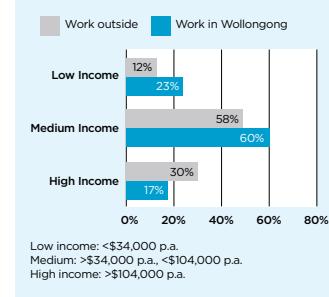
Figure 3 shows that those on lower incomes typically work within the Wollongong LGA, while those on higher incomes typically work outside Wollongong and commute each day.

Over the five-year period to 2021, median income for Wollongong’s employed residents increased by 4.1% p.a., outperforming median income growth for all workers within NSW (3.7% p.a.).

There is, however, still a gap in median incomes between residents who commute outside the of LGA for work (\$77,448) and those who work locally (\$58,097), reflecting in part higher paying corporate jobs in Sydney.

In 2021, the share of residents earning a ‘high income’ who leave the LGA for work declined by six percentage points to 30%. However, the gap compared with the 17% of residents who earn a high income locally (13 percentage points), has remained largely unchanged since 2016 (12 percentage points)

**Figure 3: Weekly personal incomes by workplace, 2021**



**Objective 3: Targeted sectors align with talent pool – align the target industries with Wollongong’s existing talent pool, in particular commuters and graduates of the University of Wollongong to create more local job opportunities for residents.**

The 2019 Strategy identified industry sectors that could be targeted to address the historical slower growth in high income and full-time local jobs

compared to that for employed residents, based on the following criteria:

- provided high median incomes;
- had a high full-time employment ratio in the local job market;
- provided employment for a higher share of residents than they did for local jobs (suggesting resident labour force had the skills and could fill opportunities if they arose); and
- were expected to experience growth over the next decade.

These sectors included: Professional, Scientific and Technical Services; Public Administration; Electricity, Gas, Water & Waste Services; Financial & Insurance Services; ICT/Tech as well as the additional sectors of Advanced Manufacturing; Defence; Medical Science & Technology; Scaleups; and Creative Industries & Arts.

These sectors broadly align with city’s talent pool, in particular graduates from UOW and the skills within the commuter pool from Wollongong LGA to Greater Sydney. As of 2024, there were over 23,800 students at UOW across a range of disciplines including engineering, information sciences, medicine, health, law and business.<sup>4</sup>



Image: UOW Innovation Campus SmartSpace

## 2.2 Review of the Wollongong economy over the first five years


In late 2024, PwC consulting were commissioned to undertake a review of the Wollongong economy for the first five years of the Strategy. The results highlighted Wollongong had outperformed the NSW economy on most key indicators over the five-year period.<sup>5</sup>

- Wollongong's economic growth (change in Gross Regional Product) exceeded the state average (2.5% vs 2.0% p.a.)
- Wollongong's local jobs growth averaged 2.1% per annum, faster than the state average (1.9%) and significantly higher than the average for Greater Sydney (1.3%).
- Employed resident growth was even stronger, averaging 2.5% p.a. compared to 1.9% p.a. for the state.
- Once adjusting for population, Wollongong's GRP per capita, one of the measures of living standards, was quite strong over the last five years (2% p.a.) and almost double the state average (1.1% p.a.).

- Registered business numbers in the Wollongong LGA increased by 14.4% over the three years to June 2023, stronger than that for the state (10.8%). Growth in businesses with 20-199 employees (19.1%) was notably higher than the state average (11.1%), with business growth led by construction, professional services, and health care.

Wollongong's average employment growth over the first five years of the Strategy was three times that of the period of 2006-2018, a period impacted by heavy job losses at the Port Kembla Steelworks. In comparison to other benchmark regional cities, none saw such a turnaround in employment growth compared to their historical record for that period.

### Economic Indicators - 2022/2023



### Significant Opportunities in Future Decades

A scan of the local economy also demonstrates significant changes in the last six years, including the emergence of Clean Energy, changes in the way we work post the pandemic and significant opportunities that may occur within the coming decades, including:

**The announcement of BlueScope's Port Kembla Land Transformation Project;**

**Significant changes to the Wollongong CBD, including 30,000sqm of A-grade office space delivered in the CBD (50% uplift since 2020), with another 40,000sqm in the future pipeline.<sup>6</sup>**

The city's economic diversification is further highlighted by the fact that close to one third of all jobs today occur within the Wollongong CBD.<sup>7</sup>



Image: Port Kembla Land Transformation Project conceptual render



Image: Lunar New Year event, Crown St Mall

### 2.3 Key achievements of the Economic Development Strategy 2019-29

The mid-term review found that of the 56 action items, 84% had either been completed or were in progress, with 16% not yet commenced. Some of the key achievements under the Economic Development Strategy 2019-29 include:

- reviewing Council's procurement of local goods and services to increase its role as a major lever for local job creation and increasing the local content weighting from 5% to 10%;
- launching an annual procurement showcase event associated with the capital works program to assist local businesses with tendering opportunities;
- developing a planning and policy framework to support the ongoing evolution of Wollongong's evening economy;
- undertaking a Tourism Lands Review and establishing a new visitor accommodation strategy to support a growing visitor economy and in particular new hotel accommodation; and
- establishing a mechanism to expedite significant employment generating projects, which involves input from multiple specialist teams across Council.



#### Wollongong buy local campaign - "We Shop the Gong"

Council launched a buy local campaign for the Wollongong LGA 'We Shop the Gong' aimed at driving spending at local businesses and supporting the local economy and jobs. The campaign included a new

webpage, dedicated social media campaign, and a range of merchandise and collateral to support local businesses and encourage residents to 'Shop the Gong'.



#### Wollongong monthly business newsletter - 28,000+ business contacts

In July 2022, Council launched its first edition of the monthly Business newsletter in July 2022. This newsletter is now sent to over 28,000 business contacts across the Wollongong LGA with an average open rate of 40% each month. The business e-newsletter aims to support local businesses by facilitating information, business support programs and opportunities to foster local businesses.



#### Invest Wollongong - an 'always on' approach to marketing Wollongong beyond the region

Invest Wollongong prioritises 'always on' marketing to generate awareness, education and engagement around Wollongong as an ideal location for businesses.

There are three elements to this including: Brand Assets (website, investment prospectus and branded videos); Digital & Social Marketing (e-newsletter, LinkedIn advertising, google search ads, AFR sponsorship); events and delegations.



#### Increasing the local content weighting for procurement and hosting a 'Doing Business with Council' showcase

In June 2020, Council updated its Sustainable Procurement Policy which has doubled the mandatory criterion scoring from 5% to 10%, as part of our effort to strengthen the local economic capacity. This change incentivises local companies to submit tenders for Council works and projects and bolster the local economy and help fortify jobs.

Council has hosted an annual 'Doing Business with Council' event, providing information for local business interested in doing business with Council for the past 4 years. These events are aimed at local businesses, to provide them with information on upcoming opportunities to partner with Council and to better understand Council's Procurement Framework and processes.



#### Tourism Accommodation Roundtable & Tourism Accommodation Strategy 2025

Council hosted a Tourism Accommodation Roundtable on 20 May 2024, bringing together key stakeholders in the accommodation space to discuss the opportunities and gaps in accommodation in Wollongong.

Following the Roundtable, a draft Tourism Accommodation Strategy was developed and endorsed by Council in February 2025. The Strategy recommended retaining, upgrading and expanding existing hotel and motel accommodation within Wollongong LGA and establishing two new 5-star (or equivalent) hotels within the Wollongong CBD as well as new tourism accommodation in the existing tourist zones.

These recommendations will be realised through various changes to the planning framework, including incentives via additional permissibility and height and floorspace increases in certain zones and areas.



#### New 10-year Strategy

Building on the success of the 2019 Strategy, and the many external changes to the Wollongong economy, Council has committed to developing a new 10-year Economic Development Strategy 2025-2035.

The new strategy will outline the key priorities and future actions of Council to drive economic activity in Wollongong over the next decade. It will place strong emphasis on further diversifying our economic base and continuing to build resilience within the economy and ensuring that sustainable, ongoing economic growth continues for future generations.

### 3. Wollongong's economy - overview<sup>8</sup>


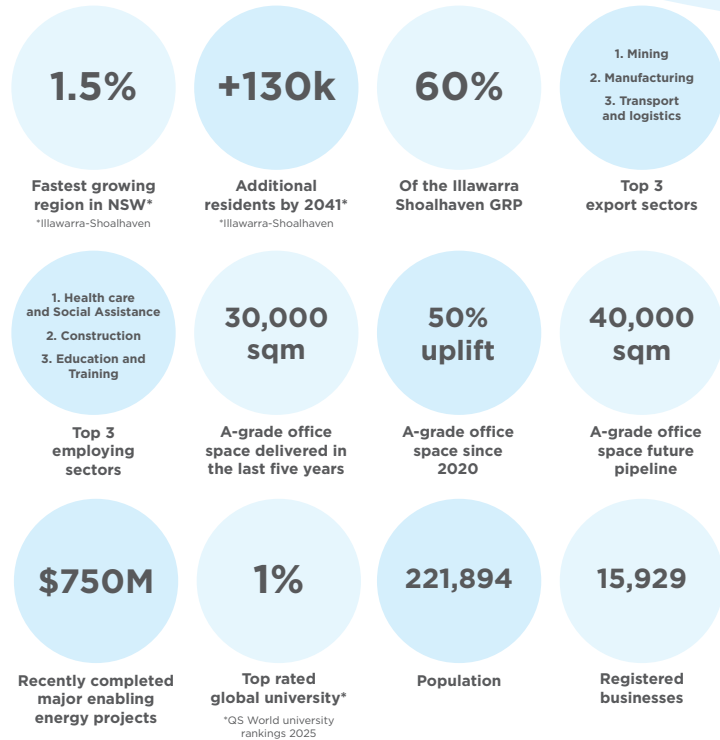





Image: Wollongong City Beach

### Wollongong - the regional capital of the Illawarra-Shoalhaven

The Wollongong LGA is the regional capital of the Illawarra-Shoalhaven region, with an estimated resident population of 221,894 persons as of 30 June 2024. According to the latest projection by the NSW Department of Planning, the Illawarra-Shoalhaven is set to be the fastest growing region in NSW, expected to see an extra 130,000 new residents by 2041, an annualised rate of 1.5% p.a.<sup>9</sup>

The Gross Regional Product of Wollongong LGA is estimated at \$17.6B – approximately 60% of the region's GRP – and Wollongong has a workforce of more than 700,000 people within a one-hour commute.<sup>10</sup>

Over the last two decades, Wollongong's economy has become increasingly diversified, and whilst traditional industries such as Mining and Manufacturing remain important, the Wollongong CBD now accounts for around one third of all jobs across the LGA, supporting a range of positions in Health Care, Professional Services, Technology, Government and other knowledge intensive sectors.

Wollongong's economy is diverse in relation to employment as shown in Table 1!

Table 1 shows the number and proportion of local jobs in the Wollongong LGA, with a comparison to the NSW economy.<sup>11</sup>

#### It highlights that in Wollongong:

- A larger percentage of local workers are employed in Health Care and Social Assistance compared to the state (21.1% vs 15.3%).
- A larger percentage of local workers are employed in Education and Training compared to the state (10.2% vs 8.2%).
- A smaller percentage of local workers are employed in Professional, Scientific and Technical Services compared to the state (6.0% vs 10.1%).
- A smaller percentage of local workers are employed in Financial and Insurance Services compared to the state (3.2% vs 5.3%).

Table 1 also shows the location quotient – a way to determine the main industries of specialisation in the Wollongong LGA economy compared to the NSW economy.<sup>11</sup>

According to the location quotient, Wollongong has a significant specialisation in Health Care & Social Assistance; Education & Training; Mining; Electricity, Gas, Water & Waste Services.

The specialisation seen in the Health Care & Social Assistance industry highlights the role that Wollongong plays in supporting the broader health needs of the region, including home to a major teaching hospital and a number of private hospitals and specialist services. Table 1 also shows there is a clear opportunity for Wollongong to increase employment growth within both Professional and Financial Services, which are target sectors for Invest Wollongong.

Table 1: Local jobs by industry sector, Wollongong LGA & NSW, 2023/24

Sector	Wollongong jobs	Wollongong %	NSW %	Location Quotient
Health Care and Social Assistance	21,771	21.1%	15.3%	1.38
Construction	11,082	10.8%	9.7%	1.11
Education and Training	10,552	10.2%	8.2%	1.25
Retail Trade	7,324	7.1%	8.1%	0.88
Manufacturing	7,283	7.1%	6.0%	1.18
Professional, Scientific and Technical Services	6,156	6.0%	10.1%	0.59
Public Administration and Safety	6,082	5.9%	6.1%	0.97
Transport, Postal and Warehousing	5,603	5.4%	4.8%	1.13
Tourism	4,725	4.6%	4.8%	0.96
Accommodation and Food Services	4,326	4.2%	3.8%	1.11
Other Services	3,735	3.6%	3.3%	1.10
Financial and Insurance Services	3,306	3.2%	5.3%	0.61
Administrative and Support Services	2,881	2.8%	2.8%	1.00
Wholesale Trade	1,833	1.8%	3.1%	0.57
Mining	1,764	1.7%	0.9%	1.90
Electricity, Gas, Water and Waste Services	1,370	1.3%	1.1%	1.21
Rental, Hiring and Real Estate Services	1,272	1.2%	1.6%	0.77
Arts and Recreation Services	997	1.0%	1.4%	0.69
Information Media and Telecommunications	701	0.7%	1.9%	0.36
Agriculture, Forestry and Fishing	193	0.2%	1.8%	0.10
<b>Total</b>	<b>102,957</b>			

<sup>i</sup> The tables have been adjusted to include the direct contribution of the visitor economy (tourism) which is not usually included in standard industry sector presentations. This involves some adjustment to other sectors in order to avoid double counting.

<sup>ii</sup> Where LQ (Location Quotient) =1, the industry is exactly as prevalent as in the wider region; a LQ>1.2 indicates a significant specialisation of the industry in the local area, a LQ between 0.8-1.2 means the industry is broadly similar in importance in the local area compared to the comparison region, and a LQ <0.8 indicates an industry which is more important in the region than the local area and may represent an opportunity for growth. (i.d Consulting)

### 3.1 Our main employment precincts

At the 2021 Census, 74.7% of jobs within the Wollongong LGA were filled by local residents. As the regional capital, the remaining jobs were filled by residents of surrounding LGAs – Shellharbour (16.2%), Kiama (2.3%) and Shoalhaven (0.9%) and Greater Sydney – Sutherland Shire (1.2%) and Wollondilly (0.6%).<sup>12</sup> In the case of Shellharbour, close to 41% of its residents workforce worked in Wollongong LGA (14,055 persons).<sup>13</sup>

The Wollongong CBD, including the health precinct, is today the largest employment precinct in the Wollongong LGA, supporting close to 28,000 jobs or 1 in 3 jobs across the LGA.<sup>14</sup>

Table 2 outlines the main employment precincts in the Wollongong LGA. It highlights that many of our urban centres along with our industrial precincts play an important role from an employment perspective.

Since the adoption of the 2019 Economic Development Strategy, Council has endorsed two major studies which reviewed our existing land use planning controls with the aim of protecting and supporting future employment growth within our key employment precincts - the Wollongong Retail and Business Centres Strategy 2023 and the Wollongong Industrial Lands Review 2023. The ongoing implementation of the recommendations from these studies will play an important role to continue to support future employment growth across these key employment precincts.

Table 2: Main Employment Precincts, Wollongong LGA<sup>15 iii</sup>

Precinct	Number of Workers	Percentage Total Employment
Wollongong CBD (includes Health Precinct & South Wollongong)	27,914	28.6%
Unanderra (includes Industrial Precinct & Town Centre)	10,229	10.5%
Port Kembla (includes Industrial Precincts including BlueScope lands, Port Side lands and Town Centre)	8,787	9.0%
Fairy Meadow & Surrounds (includes Town Centre, Industrial Precinct and Innovation Campus)	5,371	5.5%
Warrawong (includes Town Centre, Hospital and King Street Retail/Industrial Precinct)	4,345	4.4%
UOW Main Campus	3,337	3.4%
Dapto Town Centre	2,942	3.0%
North Wollongong (includes Industrial Precinct & TAFE NSW campus)	2,746	2.8%
Figtree Town Centre & Surrounds (includes Private Hospital)	2,618	2.7%
Corrimal Town Centre & Surrounds	2,222	2.3%
Woonona Town Centre & Surrounds	2,044	2.1%
Helensburgh Town Centre & Surrounds (includes Colliery)	1,839	1.9%
Thirroul Town Centre & Surrounds	1,704	1.7%
Bulli Town Centre & Surrounds (includes Public Hospital)	1,269	1.3%
Bellambi & Surrounds (includes Bellambi Lane Industrial Precinct)	1,214	1.2%
Mt St Thomas (includes Edney Lane Business Park and Coniston Town Centre)	1,056	1.1%

iii Estimates are calculated by adjusting Census 2021 Place of Work Destination Zone figures with NIEIR workers by industry estimates for 2020/21 to cater for Census undercount.



Image: Wollongong Botanic Garden



Image: Austimur sunrise

## 4. What did we hear?

In developing this new strategy, we engaged extensively with a wide range of stakeholders who provided their expertise and perspectives on Wollongong's economic future.

**These valuable insights and contributions have directly informed the development of the new Economic Development Strategy for Wollongong, including the following:**

- 2024 Wollongong Business Survey.

- External Economic Development Reference Group, including members from our local peak bodies groups, tertiary education providers and the NSW Government.
- Drop-in workshop for Council staff as well as targeted one on one meetings with multiple teams across Council.
- Councillor and Executive briefings.

### 4.1 The 2024 Wollongong Business Survey

We undertook a survey of the local business community, to help inform the strategy and our broader economic development program.

The survey ran from 14 August to 16 September 2024 and was distributed to 28,000 local business contacts. We received 302 responses that provided valuable insights into the challenges, needs and priorities of our business community.

#### Who responded?

Responses came from

Sole Traders	25.2%
1-4 employees	31.5%
5-19 employees	26.7%
20 - 199 employees	14.8%
200+ employees	1.9%

#### Top 5 industries respondents operated in

1. Professional and technical services (20.1%)
2. Accommodation and food services (10.8%)
3. Wholesale and retail trade (9.3%)
4. Health care (7.8%)
5. Construction (7.4%)

### Key findings




**42% experienced difficulties in recruiting/retaining staff.**  
Skill level, salary expectation and competition from other businesses were the top three reasons given.



**Majority of businesses (71%) are not working remotely.**  
Of the 29% who are, half of them are averaging 1-2 days per week.



**64% of businesses consider social outcomes**  
as part of their procurement arrangements, buying local was most important.



**38% of businesses are using generative AI**  
within their business.



**15% of businesses have a sustainability or Net Zero target.**



**26% of businesses are using and/or generating renewable energy (e.g. solar).**  
The biggest barriers are limited control over the property (leasing) and upfront costs.

### How are businesses performing?

Looking ahead, businesses are more optimistic about their own business than the broader Australian economy.

**57%**  
were financially worse off than 1 year ago.

**59%**  
believe they will be financially better off 1 year from now.

**59%**  
believe the Australian economy will be financially worse off 1 year from now.

## 4.1 The 2024 Wollongong Business Survey continued

### Business strengths and challenges

#### 2024

##### Top 5 business challenges in last 12 months

1. Rising input costs e.g. energy, supply costs
2. Reduced customer spending
3. Inability to pass on rising costs to customers
4. Rising wage cost
5. Finding suitable staff

#### 2024

##### Top 5 areas businesses would like to strengthen

1. Business development/networking
2. Digital marketing/social media
3. Business planning
4. Use of technology within your business
5. Staff recruitment

#### 2022

##### Top 5 business challenges during the pandemic

1. Rising input costs e.g., energy, supply costs
2. Finding suitable staff
3. Inability to pass on rising costs to consumers
4. Rising wage costs
5. Time pressures e.g. there is no time to think about my business and plan

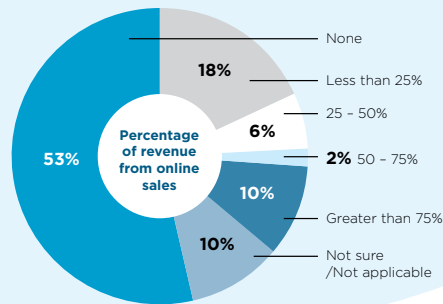
#### 2022

##### Top 5 areas businesses would seek advice on

1. Digital marketing/social media
2. Financial advice
3. Business planning
4. Use of technology within your business
5. Cyber security

### Top marketing channels

1. Word of mouth/referrals
2. Business website
3. Instagram
4. Facebook
5. Email marketing



### Wollongong's strengths and opportunities

#### What do you see as Wollongong's current key strengths from a business perspective?

##### Top themed responses:

1. Location and natural environment
2. Lifestyle and work-life balance
3. Growing population
4. Strong industrial base and growth
5. Presence of UOW and skilled workforce
5. Supportive business community

#### What do you consider to be the future opportunities for the Wollongong LGA for business and investment over the next ten (10) years?

##### Top themed responses:

1. Entertainment, nighttime economy and tourism
2. More/improved parking
3. Business support and networking
4. Increased economic development
5. CBD activation



Image: dining in the Wollongong CBD

## 5. Wollongong's Economic Future 2025-35

This section of the strategy outlines the new 10-year plan for Wollongong's economy.



**2025-2035 Economic vision: Wollongong is a diverse, resilient economy that fosters innovation and growth, attracts investment and supports a thriving business community.**

### Our objectives:



**1**  
Continue the diversification of the Wollongong economy.



**2**  
Provide more local jobs for our Wollongong residents and those in the broader Illawarra Shoalhaven region, generating 20,500 net new jobs by 2035.



**3**  
Continue to attract new investment and support our local businesses to prosper, including new startups and entrepreneurs.

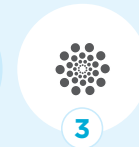
### By 2035 Wollongong will be:



**1**  
A city that is open for business, supports new growth and investment



**2**  
A business friendly city



**3**  
A vibrant and connected city



**4**  
A city that fosters innovation and inclusion



**5**  
An environmentally sustainable city

Image: Coledale Beach

## 5.1 Local, regional, state and national policy framework

### Wollongong - the regional capital, part of the state and national economy

Wollongong plays a key role as the regional capital of the Illawarra-Shoalhaven region, particularly from a jobs perspective. With the region set for significant growth, it is critical that we understand how our aspirations align with other local, regional, state and national strategies that will influence Wollongong's economy. This list below outlines some of the strategies that have a strong alignment within the Economic Development Strategy at a local, regional, state and federal level.

#### Local - Wollongong City Council

- Our Wollongong Our Future 2035 Community Strategic Plan
- Wollongong Local Strategic Planning Statement 2025-45
- Wollongong Retail and Business Centres Strategy 2023
- Wollongong Industrial Lands Review 2023
- Creative Wollongong 2024-2033
- Net Zero Wollongong Council Climate Change Mitigation Plan 2023-2030
- Wollongong Housing Strategy 2023
- Wollongong Tourism Accommodation Strategy 2025
- Wollongong Major Events Strategy 2021-26

#### Regional

- Illawarra Shoalhaven Regional Plan 2041, NSW Government
- Illawarra Shoalhaven Next Generation - Economic Development Blueprint, Illawarra Shoalhaven Joint Organisation
- Illawarra-Shoalhaven Regional Transport Plan, NSW Government
- Illawarra Shoalhaven Regional Energy Strategy, Illawarra Shoalhaven Joint Organisation

#### NSW Government

- NSW Industry Policy
- NSW Innovation Blueprint 2035
- NSW Hydrogen Strategy
- 24-hour Economy Strategy
- Visitor Economy Strategy 2030, Destination NSW
- NSW Net Zero Plan Stage 1: 2020-2030
- NSW Net Zero Industry and Innovation Plan

#### Australian Government

- Investing in a Future Made in Australia plan
- National Hydrogen Strategy
- National Cultural Policy - Revive: a place for every story, a story for every place
- THRIVE 2030 revised

### Our Wollongong Our Future 2035 Community Strategic Plan (June 2025)

The Our Wollongong Our Future 2035 Community Strategic Plan<sup>16</sup> is Council's over-arching ten-year plan for the city. It guides everything that Council does, explains the goals and actions of Council, working in partnership with the wider community, other organisations and government bodies.

Council's Economic Development Strategy is a supporting document for Wollongong Council's "Our Wollongong Our Future 2035 Community Strategic Plan". It is focused on Goal 3 - We foster a diverse economy, and we value innovation, culture and creativity and the following three objectives:

1. The region's economy continues to diversify, and local employment opportunities increase
2. Creative and cultural industries are fostered and thriving
3. Wollongong is an events destination

### Illawarra Shoalhaven Regional Plan 2041 (May 2021)

The Illawarra Shoalhaven Regional Plan 2041 is the NSW Government's 20-year plan for the Illawarra Shoalhaven region that aims to protect and enhance the region's assets and plan for a sustainable future.

The plan notes that the Illawarra Shoalhaven is a diverse, creative and globally connected region with an educated workforce and an ecosystem of innovation. There is a diverse range of industries, including knowledge services, health, defence, the visitor economy, advanced manufacturing and smart technologies. It also notes that the region is transitioning to a low carbon economy and is a global hub for clean energy.

#### The plan notes the importance of the Wollongong CBD (called Metro Wollongong):

"Metro Wollongong is the heart of the Illawarra Shoalhaven region and the third largest city in NSW. It is home to one of Australia's top ten universities and is characterised by a health and knowledge economy, a highly skilled workforce and a growing hub of businesses with global reach."<sup>17</sup>



### Illawarra Shoalhaven Next Generation, Economic Development Blueprint, Illawarra Shoalhaven Joint Organisation (June 2024)

#### Our top 5 Big Moves

We have identified 5 big moves that will transform our region and respond to Sydney's growth and local needs. While some moves have a specific geography, all will generate region-wide benefits and beyond.<sup>18</sup>

1. Grow Greater Wollongong's influence in servicing south-west Sydney and vice versa, expanding access to markets and talent.
2. Activate and transform the Wollongong-Port Kembla catalyst area to accelerate region wide diversification and innovation and expand opportunities for Shoalhaven defence manufacturing.
3. Unlock the Renewable Energy Zone, Hydrogen Hub and local supply chain opportunities across the region.
4. Support the growth of technology driven manufacturing, research and skills development.
5. Amplify the region's capability and innovation research across health and care, education and training.

To realise these big moves we need better and more resilient connectivity, a healthy supply of well-located housing, and a proactive and collaborative innovation ecosystem working toward a common vision.




Image: William Beach Reserve, Brownsville

## 5.2 Our key target sectors

Within the Wollongong LGA economy, around 30% of total employment is concentrated in sectors that primarily services the local population. This includes retail, construction, hospitality and food services, arts and recreation services and many other personal services.<sup>19</sup> Another 30% is found in health and aged care, social assistance, as well as education and training sectors. While these sectors are largely driven by local demand, they also play a regional role through access to specialist health services and tertiary education. The University of Wollongong is a significant export earner for the city.

The remaining 40% of employment is in sectors that service national and international markets. These include knowledge-intensive industries such as professional, technical, financial, and administrative services, as well as industrial sectors including manufacturing, mining and transport.



**While Wollongong Council supports employment across all sectors, this strategy identifies eight key target sectors with strong potential for local employment growth that:**

- are beyond the rate of local population growth,
- align and build on capabilities of our existing industry base and skillset,
- are expected to experience growth over the next decade,
- play a vital role in bringing new income into the city, generating multiplier effects that support growth in population-serving industries, and
- generally support higher paid jobs, the types which historically many of our local residents have left the city to pursue.

Importantly these eight sectors also have clear strategic linkages with other government strategies, including state, national or regional level.

Council in collaboration with other key regional stakeholders, including industry bodies, continues to pursue initiatives to support these key target sectors including programs like Invest Wollongong. Additionally, Council through its support of Destination Wollongong promotes and champions the ongoing development of the Visitor Economy.

Image: Wollongong Harbour



### Tech & Professional Services

Wollongong is home to a dynamic tech sector with successful companies serving national and international markets. The Wollongong CBD also has a large footprint of financial, legal, consulting, and shared services firms.

**The importance of these sectors is also noted in:**

- Illawarra Shoalhaven Regional Plan 2041
- NSW Government Innovation Blueprint

The Professional, Scientific and Technical Services sectors, Information Media and Telecommunications sector, and Financial and Insurance Services sector, all contribute a total of \$1.79B in value add, and produced \$311.2M in exports during 2023/24.<sup>20</sup>



### Clean Energy

Wollongong is emerging as a global clean energy hub, with major projects in green hydrogen production, dual fuel power generation, offshore renewable energy and gas infrastructure, driving the region's transformation. In May 2025, the NSW Government announced its intention to establish Wollongong as the first Urban Renewable Energy Zone.

**The importance of these sectors is also noted in:**

- Wollongong City Council Climate Change Mitigation Plan 2023-2030
- Illawarra Shoalhaven Next Generation – Economic Development Blueprint, ISJO
- NSW Industry Policy
- NSW Hydrogen Strategy
- A Future Made in Australia policy
- National Hydrogen Strategy



### Advanced Manufacturing

Advanced manufacturing continues to be an important growth sector for the local economy with many companies using advanced business models, processes and technology to compete on a domestic and global scale. This is underpinned by highly skilled professionals in design, engineering, research and development, fabrication, and quality assurance.

**The importance of these sectors is also noted in:**

- NSW Industry Policy
- A Future Made in Australia policy

The manufacturing sector contributed \$827.9M in value add to the Wollongong economy in 2023/24. This sector also produced \$3.65B in exports during this year.<sup>21</sup>



### Entrepreneurs & Scaleups

Wollongong provides a destination for entrepreneurs to grow their businesses in a supportive, innovative community, with skilled talent and lower barriers to entry. iAccelerate, located at the UOW Innovation Campus is one of Australia's largest and longest running incubators and accelerators and key in attracting entrepreneurs to Wollongong.

**The importance of these sectors is seen via:**

- Illawarra Shoalhaven Regional Plan 2041
- NSW Innovation Strategy
- 522 startups and scaleups supported
- \$162M contributed to economy
- 1,182 jobs created<sup>22</sup>



### Health & Medical Research

Wollongong has a strong health and medical research ecosystem. The sector includes a network of service providers including leading researchers and education providers linked to the University and private and public health practitioners. The Wollongong Public Hospital is the leading hospital within the region and a major tertiary teaching hospital surrounded by a private hospital and supporting ecosystem.

**The importance of these sectors is also noted in:**

- Wollongong Health Precinct Strategy
- Illawarra Shoalhaven Next Generation – Economic Development Blueprint, ISJO
- Illawarra Shoalhaven Regional Plan 2041

The Health Care sector contributed \$854.7M in value add to the Wollongong economy in 2023/24 and produced \$337.8M in exports during this year as well.<sup>24</sup>



### Defence Industries

While there are no defence bases in Wollongong LGA, Wollongong has a well-developed ecosystem of organisations involved in the defence industry.

Wollongong's advanced manufacturing and engineering sector has a proud and successful history of providing innovative technology and services to both the Australian Defence Forces (ADF) and the global defence industry.

**The importance of these sectors is also noted in:**

- Illawarra Shoalhaven Next Generation – Economic Development Blueprint, ISJO
- Illawarra Shoalhaven Regional Plan 2041

The Defence sector contributed \$58.5M in value to the Wollongong economy in 2023/24. This sector also produced \$6.1M in exports during this year as well.<sup>25</sup>



### Creative Industries

Wollongong has a very passionate and active creative community, playing a key role in the broader vibrancy of the city and the great liveability residents enjoy. In recent years there has been a boom in the local screen production industry, with 387 film permit applications in the last five years for increasingly larger productions, including Kingdom of the Planet of the Apes (2024).

**The importance of these sectors is also noted in:**

- Creative Wollongong 2024-2033
- Illawarra Shoalhaven Regional Plan 2041
- 24-hour Economy Strategy
- Revive: a place for every story, a story for every place

**NSW accounts for:**

- 51% of Australia's screen production, with \$1.64B in drama production targeted for 2026 (excluding corporate, commercial and documentary).<sup>25</sup>



### Visitor Economy

Destination Wollongong is charged with delivering the visitor economy in Wollongong, through a funding agreement with Council. A key focus of Destination Wollongong has been the attraction of major events and new hotel accommodation to the city.

**The importance of these sectors is also noted in:**

- Wollongong Tourism Accommodation Strategy
- Sydney Surrounds South Destination Management Plan 2022-30
- Illawarra Shoalhaven Regional Plan 2041
- Illawarra Shoalhaven Next Generation – Economic Development Blueprint, ISJO
- Visitor Economy Strategy 2030, Destination NSW
- THRIVE 2030 Strategy

Tourism contributed \$443M in value add to the Wollongong economy in 2023/24.<sup>26</sup>

### 5.3 The 2035 Jobs Target

- This strategy establishes a target of 20,500 net new local jobs by 2035.
- This seeks to maintain the strong momentum of the past 6 years.
- Equates to annual growth rate of 1.8% p.a.
- The target equates to 20% above BAU forecast.

This Economic Development Strategy includes a 2025-35 Jobs Target of 20,500 net new local jobs.

.id consulting were commissioned to prepare an updated jobs target for Wollongong LGA to continue the current momentum of Wollongong's economy over the next decade.

A 'business-as-usual' (BAU) forecast was established that considered a range of local, regional, state and national data, including population growth, labour force estimates and state and national economic, employment and industry outlooks.

The modelling also considers that NSW Treasury has forecast a softening of the state economy over the next few years and incorporates a national cyclical downturn before recovery in the latter half of the decade, based on historical patterns.

The BAU projection for Wollongong over the decade to 2035 is an additional 16,829 net new jobs in Wollongong between 2025 and 2035—equivalent to an average annual growth rate of 1.5%.<sup>27</sup> This projection includes growth across both population-serving and non-population-serving sectors. NSW is expected to grow jobs by 1.3% p.a. over the same period.

This Strategy includes a jobs target of 20,463 net new jobs by 2035 – 20% above BAU forecast, which equates to average annual jobs growth of 1.8% p.a. It considers a range of local, regional, state and national data, including population growth, economic, employment and industry outlooks. The breakdown by industry sector is shown in Table 3.

This aspirational new target maintains the strong momentum of the past six years, during which time local employment also grew at an average annual rate of 1.8%.

#### Historical performance – 2008 to 2024

Between 2008 and 2018, Wollongong LGA experienced relatively modest employment growth of 0.4% per annum, compared to population growth of 0.9% per annum. This imbalance contributed to a growing number of residents commuting outside the city for work and reflected an ongoing period of downturn in both the steel and mining sectors.

In contrast, from 2018 to 2024 – the period of the previous Economic Development Strategy, local employment grew at 1.8% per annum, close to five times the rate of the previous decade, while population growth slowed to 0.6% per annum (almost half the NSW average of 1.1% p.a.). This period of strong job creation was supported by favourable national economic conditions following the COVID-19 pandemic.

#### Future outlook – 2025 to 2035

Achieving a local jobs growth rate of 1.8% per year will require us to maintain a strong focus on expanding employment in sectors not directly tied to population growth. Growing these non-population serving sectors will generate additional export income for the city, which can stimulate broader economic activity through multiplier effects.

**This Strategy focuses on 10 key momentum building projects for the city that if achieved (along with a focus on our key target sectors), will result in increased employment for our residents and position the city well to pursue this jobs target, including:**

- BlueScope Port Kembla Land Transformation – a 200 hectare precinct centred on advanced manufacturing and innovation.
- Wollongong Health Precinct – potential for significant employment opportunities in health, medical science and research.
- Clean Energy – major projects associated with clean energy transition over the next decade.
- Wollongong CBD – 40,000 sqm of approved A-grade office space future pipeline in the knowledge intensive sectors.

Coordinated efforts from Council, state and federal governments, as well as local business and industry groups, will also play a supportive role in enabling their success. This Strategy outlines a number of action items across five policy levers that Council can undertake over this period to help contribute towards this jobs target.

Realistically growth of 20,500 net new jobs is achievable, considering the pipeline of future major projects that may occur over the next decade and continues the momentum of growth seen in the first six years of the 2019 Strategy (1.8% p.a.).

#### What about the impact of Artificial Intelligence (AI)?

Over the next decade, the potential for the rapid development of Artificial Intelligence (AI) technologies – including generative AI, machine learning, automation, and robotics—presents both significant opportunities and challenges for the workforce. While a detailed assessment of AI's impact on the Wollongong economy is beyond the scope of this Strategy, it is acknowledged that AI may substantially influence future employment trends in ways not yet fully captured by current projections.

At the time of writing, numerous publications from academic institutions, government agencies, industry bodies, and consulting firms have explored the potential economic impacts of AI, particularly in relation to the future of work.

While there is no single consensus, it is likely that AI will reshape the global labour market, with potential benefits such as increased productivity, new job creation, and higher economic growth. However, these gains may be accompanied by risks including job displacement, shifts in skill demand, along with economic inequality. The extent of these impacts will depend on how quickly industries, workers, and policy frameworks adapt to the evolving technological landscape.

Table 3: .id Consulting BAU forecast Wollongong LGA – change in jobs (2025-35)

Sector	Local Jobs (Wollongong LGA)		Change in Jobs (2025-2035)			
	2025	%	2035	%	Jobs	%
Electricity, Gas, Water and Waste Services	1,344	1.3%	1,749	1.5%	405	30.1%
Health Care and Social Assistance	22,043	21.3%	27,278	22.7%	5,236	23.8%
Education and Training	11,038	10.7%	13,115	10.9%	2,077	18.8%
Wholesale Trade	1,809	1.7%	2,138	1.8%	329	18.2%
Construction	11,364	11.0%	13,218	11.0%	1,854	16.3%
Professional, Scientific and Technical Services	6,222	6.0%	7,233	6.0%	1,011	16.2%
Information Media and Telecommunications	695	0.7%	803	0.7%	108	15.5%
Transport, Postal and Warehousing	5,874	5.7%	6,779	5.6%	905	15.4%
Rental, Hiring and Real Estate Services	1,345	1.3%	1,551	1.3%	206	15.3%
Accommodation and Food Services	7,141	6.9%	8,193	6.8%	1,052	14.7%
Agriculture, Forestry and Fishing	183	0.2%	209	0.2%	26	14.2%
Other Services	3,685	3.6%	4,198	3.5%	513	13.9%
Retail Trade	7,953	7.7%	9,013	7.5%	1,061	13.3%
Public Administration and Safety	6,131	5.9%	6,911	5.7%	780	12.7%
Arts and Recreation Services	1,282	1.2%	1,436	1.2%	154	12.0%
Administrative and Support Services	2,977	2.9%	3,318	2.8%	341	11.4%
Financial and Insurance Services	3,320	3.2%	3,687	3.1%	367	11.1%
Manufacturing	7,378	7.1%	8,070	6.7%	692	9.4%
Mining	1,700	1.6%	1,413	1.2%	-287	-16.9%
<b>Total</b>	<b>103,484</b>		<b>120,313</b>		<b>16,829</b>	<b>16.3%</b>

Our jobs target:  
**20,500**  
net new jobs  
by 2035

## 6. Our 10 Momentum Building Projects

These 10 strategic projects have the potential to drive significant economic growth across Wollongong and the surrounding LGAs - unlocking new employment opportunities, enabling housing supply, enhancing infrastructure, and fostering innovation and industry diversification.

In many instances, these projects are significant long-term projects that require investment from various levels of government and/or the private sector.

- 1 The BlueScope Port Kembla Land Transformation Project
- 2 Continuing Wollongong CBD's transformation
- 3 Critical transport projects to reduce the travel time and improve resilience between Wollongong and the Sydney basin
- 4 Capitalise on the opportunities associated with the South West growth corridor and the Western Sydney Aerotropolis including the opening of the new Western Sydney International Airport in 2026
- 5 The ongoing development of the port of Port Kembla
- 6 The development of the Clean Energy sector, including the Illawarra Urban Renewable Energy Zone and the Port Kembla Hydrogen Hub
- 7 Attraction of more major events and tourism infrastructure, including new hotel supply
- 8 Development of unused and under-utilised employment lands to unlock additional industrial land supply
- 9 Advocate for infrastructure requirements to unlock housing supply in West Lake Illawarra Urban Release Area
- 10 Build the capacity to advocate on behalf of the city and the region

### #1 The BlueScope Port Kembla Land Transformation Project

BlueScope is currently investing over \$2B in manufacturing projects across NSW, primarily in Port Kembla, while also developing a vision for a low-emissions iron and steelmaking future and unlocking non-operational lands adjacent to the Port Kembla Steelworks.

The BlueScope Port Kembla Land Transformation Project is possibly the most significant change to the region since steelmaking began nearly 100 years ago, with planning underway for the next century through a variety of strategic initiatives, which includes the development of 200 hectares of non-operational landholdings adjacent to the Port Kembla Steelworks.

Over the coming decades, the site will evolve into a precinct centred on industry and innovation, featuring advanced manufacturing, logistics, research and education, energy, sustainability technologies and a range of other land uses. The project aims to support the ongoing viability of steelmaking in Port Kembla and the future uses of the Port, while fostering an active and sustainable local community.




Image: Port Kembla Land Transformation Project, render

### #2 Continuing Wollongong CBD's transformation

The transformation of the Wollongong CBD is set to continue driving not only jobs and economic growth across the Wollongong LGA, but also much needed new housing stock. Over the past decade, Wollongong's CBD has seen over \$1.1B in new investment, with an additional \$1.8B in mixed-use, residential, and commercial projects in the pipeline.<sup>28</sup>

As the region's capital, Wollongong's ongoing economic diversification is evident with one third of all current jobs located in the CBD itself. The CBD has become a hub for tech, financial and professional services firms that service local, national and international customers, along with thousands of people employed in the health and government sectors. The CBD is also home to a thriving community of start-ups and entrepreneurs.

Reflecting this growth, the CBD office market has undergone a significant transformation with a 50% uplift in new A-grade office space in just the last 5 years, with another 40,000 sqm of potential A-grade office space in the pipeline.

Evidence of the ongoing demand for inner city living, Wollongong, along with the Gold Coast and Sunshine Coast were the only three locations in Australia to see an increase in the number of cranes in the skyline in the last six months, according to the latest RLB Crane Index.<sup>29</sup>

#### Latest analysis of the CBD office market in the three years to June 2024 shows:

- 39% of new leases in the CBD have been from businesses completely new to the region, and
- 45% of businesses who signed a new lease within the CBD have upgraded their office space, reflecting the desire of tenants to take advantage of the newer, quality stock.
- The Wollongong CBD office market remains well positioned, being 30% more affordable than Parramatta CBD and 50% more affordable than Sydney CBD.<sup>30</sup>

#### The map below shows major commercial and office developments within the Wollongong CBD.

Alongside employment growth, the Wollongong CBD is playing a critical role in the delivery of new housing, with over 22,000 people now residing there as of 2023-24, representing an increase of 2% per annum since 2017-18, three times the rate of population growth of the LGA.<sup>31</sup>



However, it will be important that our regulatory settings continue to prioritise employment outcomes in the CBD, particularly the commercial core.

There are a number of momentum building projects in the CBD that are significant for both our city and the broader region, strengthening Wollongong's role in servicing the Illawarra-Shoalhaven as well as South West Sydney.

The Wollongong CBD has been on a rapid transformation over the last decade. There are a number of projects over the coming years that will continue this transformation.

**These projects include:**

- Delivery of the Wollongong Health Precinct
- Continue to support employment, including fostering A-grade office development and advocacy for relocation of state and federal government agencies
- The redevelopment of the Illawarra Sports and Entertainment Precinct
- Establishment of a new state government workplace hub
- Delivery of the Wollongong Station Precinct Master Plan
- Delivery of the Wollongong Harbour Master Plan
- Continue to support growth in inner city living within the Wollongong CBD
- Ensure the ongoing enhancement of the public realm and amenity
- The establishment of a city centre university presence

**(i) Delivery of the Wollongong Health Precinct**

The release of the 2025 draft Wollongong Health Precinct Strategy highlights significant opportunities for Wollongong CBD's health precinct, anchored by Wollongong Public and Private Hospitals and combines public and private health services, research partnerships, and supporting medical businesses.<sup>32</sup> Wollongong Public Hospital has over 70,000 admissions annually and employs more than 3,000 doctors, nurses, administration and support staff. By 2031, there will be 25,000 more admissions each year and 10,500 more jobs in the precinct by 2050.<sup>33</sup>

This precinct presents a range of opportunities, similar to other locations like Liverpool and Westmead, including stronger transport links to the CBD, and improving the amenity, activation and green spaces. These improvements would deliver significant multiplier benefits for both the Wollongong CBD and greater region, including proposed research collaborations and partnerships with the University of Wollongong and TAFE NSW.

Adjacent to the public hospital, the owners of the Wollongong Private Hospital are progressing plans for a major expansion within the precinct.



Image: Artist impression, The Globe, ADM Architects and Jackson Teece Architects

**(ii) Continue to support employment, including fostering A-grade office development and advocacy for relocation of state and federal government agencies**

It is important that Council's policies and planning controls continue to support employment outcomes and more specifically foster new A-grade office development within the CBD to ensure high quality accommodation options are available to new and existing businesses.

Council should continue to advocate to both state and federal government for the relocation of agencies to Wollongong to allow for the ongoing revitalisation of the CBD, stimulate the local commercial property market through government pre-lease and reduce the number of local residents forced to commute to Sydney for work.

**(iii) The redevelopment of the Illawarra Sports and Entertainment Precinct**

The redevelopment of the Illawarra Sports and Entertainment Precinct, including the Venues NSW assets of WIN Entertainment Centre, WIN Stadium and the training field, has long been identified as a substantial opportunity to improve major event infrastructure to support jobs and growth of the visitor economy within the Wollongong CBD.

Venues NSW continues to progress planning for the redevelopment of the Illawarra Sports and Entertainment Precinct. Following the development of a concept Master Plan business case, Council's focus has turned to advocacy for funding of the project including progressing of planning approvals to support the project being shovel ready.

**(iv) Establishment of a new state government workplace hub**

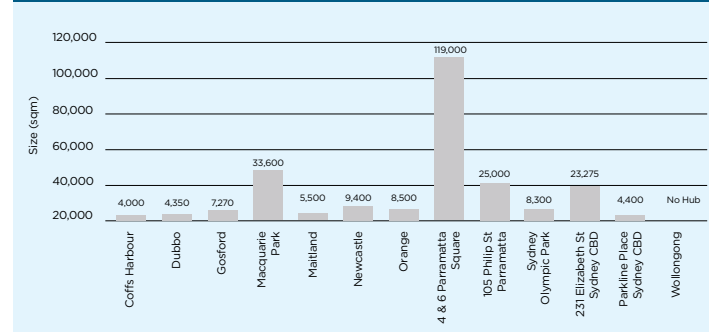
The NSW Government has committed to the delivery of a number of 'workplace hubs' for public sector workers around the state.

**Regional government workplace hubs have many advantages including:**

- Enabling and supporting public servants to live and work in the regions, closer to the people they serve, to help build deeper connections with local communities;
- Encouraging collaboration, innovation and an increase in employee productivity; and
- Helping to attract and retain a greater diversity of talented people in regional NSW.<sup>34</sup>

Since the timeframe of the previous Economic Development Strategy, the NSW Government has made substantial investment in many new developments or the refurbishment of existing premises, including Coffs Harbour, Dubbo, Gosford, Macquarie Park, Maitland, Newcastle, Orange, Parramatta, Sydney Olympic Park and the Sydney CBD.<sup>35</sup>

**Figure 7: NSW Government workplace hub locations**



Despite being one of NSW's largest regional cities — with a substantial workforce and a high volume of daily commuters to Sydney — Wollongong has been notably absent from this list. To date, there remains no commitment to establish a Workplace Hub in Wollongong and/or relocate additional state government agencies.

**A dedicated workplace hub in the Wollongong CBD would:**

- Reduce the need for local public servants to commute to Sydney, improve social outcomes and support businesses by anchoring employment locally.
- Leverage the region's skilled workforce and existing infrastructure.
- Promote regional equity in government investment and service delivery.

**(v) Delivery of the Wollongong Station Precinct Master Plan**

There are a number of significant opportunities with the Wollongong Rail Station, which is the main rail platform for visitors and residents entering the CBD. The station is currently disconnected from the CBD and there are many opportunities for increasing accessibility and integration with the CBD and the Wollongong Health Precinct.

In 2025, Transport for NSW released a draft master plan for consultation, which included the vision of the Wollongong Station Precinct to be 'an attractive place for the community, that reflects the local identity, desired future character and land use'. It will be an inviting, high quality and well-connected rail arrival and a catalyst for transformation, with strong active and public transport links for all people to the surrounding area including the city centre, foreshore and hospital.<sup>36</sup>

**(vi) Delivery of the Wollongong Harbour Master Plan**

There are opportunities to enhance the Wollongong Harbour Precinct to support maritime, tourism and recreational uses.

In 2020, Transport for NSW released their Wollongong Harbour Master Plan to guide future development in Wollongong Harbour, following release of a draft plan that was endorsed by Council in 2019. The Master Plan guides future investment in the harbour, including 12 development opportunities capable of being realised over the next five to 15 years. The opportunities aim to accommodate future projected population growth and increased tourism, while still maintaining its historic use and purpose.<sup>37</sup>

**(vii) Continue to support growth in inner city living within the Wollongong CBD**

Since 2017-18, the population of the Wollongong CBD has grown at approximately three times the rate of the broader LGA, reflecting strong demand for centrally located housing.

According to the Colliers 2025 Wollongong Apartment Report,<sup>38</sup> 1,590 apartments have been completed in the CBD since 2020, with a substantial forward pipeline either under construction or yet to commence. Between 2021 and 2025, completions averaged 207 apartments per year. This is projected to rise to 765 per year from 2026 to 2028, driven by planning reforms and the activation of delayed projects.

Supporting well-planned apartment development in the CBD is essential to meeting future demand and improving access to affordable housing. Higher residential density strengthens local business activity including the night time economy, increases public transport use, and reduces car dependency. It also enhances street-level vibrancy and contributes to a more sustainable, connected city.

**(viii) Ensure the ongoing enhancement of the public realm and amenity**

An important role of local government is to provide a public realm and amenity that is clean and makes people feel safe and want to spend time there. Council has invested significantly in upgrading the amenity of the Wollongong CBD, as well as ensuring that the CBD is a welcoming place that encourages people to visit and spend money to support our local businesses. Council undertakes placemaking activities in the CBD, including weekly markets, live music and other activities.

Council will continue to invest in the public realm and amenity of the CBD to ensure it remains an attractive place for businesses to establish and investment to occur.

**(ix) The establishment of a city centre university presence**

The 2019 Strategy called for the establishment of a city centre university presence to add to vibrancy in the CBD and aid in improving external perceptions of Wollongong. While Wollongong is home to the University of Wollongong, the establishment of a presence by UOW or another university in the CBD would increase the vibrancy and offering of the CBD and offer our local students another tertiary choice. This would increase our local skills and offer further choice and opportunities for our residents.




Image: the Wollongong CBD

### #3 Critical transport projects to reduce the travel time and improve resilience between Wollongong and the Sydney basin

The 2019 Strategy identified the critical importance of growing transport connectivity between Wollongong and Greater Sydney,

including the Maldon to Dombarton Rail Line; Mount Ousley Interchange and Widening; Picton Road; and the F6 Extension.

**Table 4 provides an update on key projects since the adoption of the 2019 Strategy.**

**Table 4: Update on key transport connectivity projects<sup>39</sup>**

Project	Project Description and Importance	Status
<b>Mount Ousley Interchange and Widening</b>	The interchange will replace the existing intersection of the Princes Motorway and Mount Ousley Road, improving connectivity, safety and efficiency to those travelling through the gateway to Wollongong.	<b>Fully funded</b> Major work commenced in late 2024 with an estimated completion time of four years. The Australian and NSW governments have jointly funded the \$390M project.
<b>Picton Road Upgrade</b>	Picton Road is a key east-west corridor connecting the Illawarra-Shoalhaven to Sydney and the South West Sydney growth corridor and the Aerotropolis.  The Picton Road upgrade would include about 30 kilometres of Picton Road, between the Hume Highway and the M1 Princes Motorway.  An upgrade would support growing communities and businesses across Western Sydney and the Illawarra-Shoalhaven.	<b>Partially funded</b> The Australian Government and the NSW Government have committed \$80.7M and \$44M to the planning for the project respectively. Currently there remains no funding for the delivery phase.



Image: the Wollongong CBD

Project	Project Description and Importance	Status
<b>Maldon to Dombarton Rail Line</b>	The Maldon to Dombarton Rail Line is the necessary infrastructure link to enable the future operation and growth of the economies of the Illawarra and South West Sydney.  The line would present a complete freight bypass of Sydney's congested east-west corridor, enhancing capacity and reducing dependency on the South Coast Line, reducing truck traffic and providing a vital passenger link to the south west growth corridor.	<b>Not funded</b> <b>Infrastructure Australia Priority List</b> 'Freight rail access to Port Kembla' is included on Infrastructure Australia's priority list, which states may be "through enhancements to the Illawarra and/or Moss Vale-Unanderra lines, or through future development of an alternative rail alignment to the Port."  <b>NSW Government</b> The Inquiry into Critical transport infrastructure supporting the Western Sydney International Airport/Aerotropolis recommended the NSW Government investigate the need and feasibility of a freight and passenger rail link to the south-west of the airport and Aerotropolis. In May 2025, the NSW Government supported this recommendation, noting it is developing the Illawarra Rail Resilience Plan which will include a detailed assessment of the Maldon to Dombarton line, including modelling for both freight and passenger services. Transport for NSW is also undertaking the Port Kembla Rail Access Development project, which will further inform the NSW Government's position on the need, timing and role of the Maldon to Dombarton rail line.
<b>M6 Stages 1 &amp; 2 (formerly F6 Extension)</b>	The M6 Stage 1 (formerly F6 Extension Stage 1), between the M8 Motorway at Arncliffe and President Avenue at Kogarah, is the first section of the proposed M6 project.  Stage 2 of the M6 would link Kogarah to the south via a motorway connection.	<b>Stage 1 - Fully Funded</b> The M6 Stage 1 is under construction and will open to traffic late 2025.  <b>Stage 2 - Not funded</b> There is currently no timeline, funding commitment or planning approval for Section B or Section C.
<b>M1 bridge upgrades</b>	Height limits represent a barrier to new and emerging investment opportunities such as the importation, assembly, manufacturing and distribution of renewable energy infrastructure.	<b>Not funded</b> Council and industry have raised this matter with Transport for NSW.
<b>Outer Sydney Orbital</b>	The Outer Sydney Orbital is a long term transport corridor preservation project seeking to protect a corridor for future construction of a road and freight rail line.	<b>Not funded</b> Transport for NSW is working to identify and protect a significant land corridor. In June 2025, the NSW Government accepted the following recommendation of the Freight Policy Reform Advisory Panel that "in the longer term, note that a dedicated freight route around Sydney may be needed and consideration should begin on the Outer Sydney Orbital to increase rail capacity. This route would extend from Hexham in the Hunter to Dombarton in the Illawarra, connecting to the extended Southern Sydney Freight Line at Picton"

#### #4 Capitalise on the opportunities associated with the South West growth corridor and the Western Sydney Aerotropolis including the opening of the new Western Sydney International Airport in 2026

The Western Sydney Aerotropolis will become a thriving economic centre in Western Sydney. Benefiting from proximity to the new Western Sydney International (Nancy-Bird Walton) Airport, the Aerotropolis will contribute towards 200,000 new jobs in the broader Western Parkland City and become a high skill jobs hub across aerospace and defence, manufacturing, healthcare, freight and logistics, agribusiness, education and research industries.<sup>40</sup>

The 2019 Strategy acknowledged the opportunities for Wollongong from the Western Sydney Aerotropolis, which is set to open in 2026. Wollongong based companies have the capacity to service the airport and those operating out of the Western Sydney Aerotropolis.

As noted in ISJO's Illawarra Shoalhaven Economic Development Blueprint released in June 2024, the Wollongong CBD – being within a 30-minute catchment of Appin and Wilton – “offers a vibrant and affordable hub for knowledge firms, tertiary education and vocational training, complementing industries in Campbelltown, Liverpool and the emerging Bradfield City at the Western Sydney Aerotropolis”.<sup>41</sup>

Wollongong needs to continue to take active steps to capitalise on this opportunity and improve road and rail connectivity between the two regions. Wollongong City Council and surrounding LGAs, including South West Sydney councils, along with business groups, continue to advocate for new freight and passenger links between Western Sydney and Wollongong.

#### Case Study: Wollongong and the West

In July 2024, the Western Sydney Leadership Dialogue launched a policy paper ‘Wollongong and the West’ calling for a strengthening of the relationship between South West Sydney and the Illawarra to fuel economic development, improve productivity and deliver better outcomes for residents of both regions. The paper includes the following vision:

*“Together, the two areas could be seen as a mega-region of national significance – one that will be home to high levels of population growth, an increasingly mobile and talented workforce and an emerging innovation economy, tied to health, defence, education and research.”<sup>42</sup>*

It further identifies that there are mutual industry opportunities in energy, technology, professional services, health and education, and defence and explores future strategic investment such as a dual-track freight and passenger rail line linking Port Kembla to the Southern Sydney Freight Line and north to the Western Sydney Aerotropolis, connecting three of the state’s significant employment generating sites.



Image: courtesy NSW Ports

#### #5 The ongoing development of the Port of Port Kembla

The Port of Port Kembla is a nationally significant economic asset, essential to Australia’s sovereign capability.

The Port and surrounding industrial land are a key driver of economic growth, innovation, and employment, particularly in heavy industry and port operations. The Port serves as an international trade hub, handling bulk agricultural products, construction materials, and mining exports, and is the State’s largest terminal for vehicle imports and grain exports and the second largest for coal exports.

Since the 2019 Strategy, there have been a number of additional studies by the NSW government and Council, investigating future infrastructure and growth needs at Port Kembla. The Wollongong Industrial Lands Review 2023 committed to recognise, retain, and promote the Port and surrounds as an area of significant economic importance focused on employment generation in heavy industry, port operations and clean energy investment.

In addition to BlueScope’s Port Kembla Land Transformation project, the Port and surrounding land has been earmarked for a range of potential future developments over the next decades.

- Development of the Port Kembla Outer Harbour – an existing concept approval is in place for the development of the Port Kembla Outer Harbour. This includes reclamation of lands within the existing Port environment. Development of an ethanol export facility is currently underway, and NSW Ports has released plans to support the offshore wind industry on the east coast of Australia. Other opportunities in the Outer Harbour include the import of construction materials, such as growth in existing cement or gypsum imports or other new commodities such as sand or aggregates.

- Future container terminal – the Port Kembla Outer Harbour Development has concept approval to eventually become a container terminal by the mid-2040s. However, it is noted that the long-held position of the NSW Government that Port Kembla will be the site of the state’s second container terminal has changed, and it is no longer guaranteed. Council has written to the NSW Government raising concern about the change in position.
- Port Kembla Cruise Terminal – the potential for Port Kembla to become the site of NSW’s third cruise terminal and turnaround port, supporting Wollongong’s visitor economy.
- East Coast Submarine Base – In 2022, the Australian Government identified Port Kembla as one of three potential options for an east coast submarine base to support the AUKUS agreement, along with Brisbane and Newcastle. In April 2023, the new Australian Government announced it would develop a process to consider all feasible options for an east coast naval defence facility and that a decision on the location would not be made until later in this decade.

Importantly, Port Kembla requires flexibility to be able to pivot to and cater for unforeseen trades in the future. It is vital that port infrastructure and operations are not constrained to enable the Port to service the needs of the State in the long term.

While there are a range of potential outcomes, Council along with regional stakeholders, recognise the significant economic opportunities that can be unlocked over the next two decades through ongoing activation of land at Port Kembla. This will however require commitments to significant supporting infrastructure.

#### NSW Ports 2063 Master Plan

In 2023, NSW Ports released their new 40-year Master Plan. The Master Plan outlines port trade growth and changes expected over the next 40 years at Port Botany and Port Kembla.<sup>43</sup> It considers the probable future, key drivers of change and actions that will need to be taken to respond.

According to the Master Plan, Port Kembla’s

expansion and diversification will support NSW’s growth. Its short and deep shipping channel; ability to handle large cargo vessels; 24/7 operations; excellent supply of surrounding industrial land; proximity to the population centre of Greater Sydney; and rail and road connections make it an efficient and effective trade gateway.

Over the next 40 years, Port Kembla will continue to grow and diversify its import and export trade and be a critical part of NSW’s green energy future.

## #6 The development of the Clean Energy sector, including the Illawarra Urban Renewable Energy Zone and the Port Kembla Hydrogen Hub

Wollongong is emerging as a global clean energy innovation and delivery hub, with major projects in renewable energy and storage technologies, green

hydrogen production, dual fuel power generation, offshore renewable energy and gas infrastructure, contributing to the region's transition.

### Illawarra Urban Renewable Energy Zone

In February 2023, the NSW Government declared the Illawarra as one of the State's five Renewable Energy Zones (REZ). The REZs are targeted to support new renewable electricity generation, storage and transmission opportunities to ensure a sustainable supply of energy to the region as the grid transitions. The Illawarra region is an ideal location due to its existing major energy, port and transport infrastructure coupled with a highly skilled workforce.

In May 2025, the NSW Government announced it intends to establish the Illawarra as the state's first 'Urban REZ', leveraging the unique characteristics of the region to deliver more affordable and reliable power to NSW homes and businesses.

The Illawarra Urban REZ is unique in that it initially focuses on leveraging existing infrastructure and maximising the use of local distributed energy resources. The Illawarra has the advantage of not only becoming a source of clean energy production, but also an industrial user of clean energy, including hydrogen.

### Port Kembla Hydrogen Hub

The Port Kembla Hydrogen Hub: with an ambitious vision to create Australia's first 5 gigawatts green hydrogen hub. That vision is being realised with \$750M+ investment in major energy projects recently being delivered.

**A number of these projects will enable large scale hydrogen uptake, including:**

- Coregas Hydrogen Refuelling Station: has enabled Australia's first zero emissions heavy vehicle trials, including the Remondis hydrogen refuse truck.

- EnergyAustralia construction of Tallawarra B and the Tallawarra A upgrade: have delivered Australia's first dual fuel/hydrogen capable power stations.<sup>44</sup>
- Jemena Port Kembla Pipeline Duplication + Eastern Gas Pipeline upgrades: delivering increased network capacity to east coast gas markets, including future potential for hydrogen offtake supply.
- Squadron Energy LNG Terminal at Port Kembla: is Australia's first gas importation facility with potential to support gas exports in the future.

### Offshore renewable energy

The Australian Government in June 2024 (after a period of public consultation) declared a 1,022 km<sup>2</sup> offshore wind zone off the coast of Wollongong, with the potential to generate up to 2.9 gigawatts of renewable energy.<sup>45</sup> The offshore wind zone has the potential to support large scale generation of renewable energy for the region which will be critical in supporting the decarbonisation of significant industries such as green steel making.

A dedicated wind turbine assembly precinct is proposed within the Port Kembla Outer Harbour precinct to support the assembly and floating of turbines to offshore locations along the eastern seaboard. This area sits within the Illawarra Urban Renewable Energy Zone, aligns with the Australian Government's proposed offshore wind development zone and is well placed in future decades to play a significant role in the development of a domestic supply chain for offshore wind energy technology construction.



### Clean Steel

The University of Wollongong is host to the Steel Research Hub, which aims to support the transition of Australia's steel manufacturing to a more sustainable, competitive and resilient position through the creation of new, higher value-added products and advanced manufacturing processes.

The Steel Research Hub has amassed over \$41M in funding since its inception in 2014 and has delivered critically important research towards decarbonising Australia's steel production and manufacturing industry.

Image: Steel Hub, UOW



### Illawarra Clean Energy Industry Roadmap

Released in July 2025, Business Illawarra commissioned research by the University of Wollongong and supported by a Steering Committee of Illawarra Shoalhaven Industry.<sup>46</sup>

The research focuses on the timely identification of clean energy transition opportunities for the Illawarra region, development of a high-level roadmap to implementation and posing of critical recommendations for the successful delivery of a clean energy transition for the region.

As outlined in the table, the Roadmap identifies the significant economic and employment benefits that could be realised from growth of the clean energy sector in the Illawarra assuming including (but not limited to) supply chain infrastructure and skill development can be met.

### Summary of economic impact projections

Category	Economic impact
Offshore wind construction	\$2.5B investment (one-time investment)
Hydrogen production & exports	\$1B (investment) + \$250M annually
Offshore wind operations	\$300M-\$500M annually
Community batteries & storage	\$200M-\$300M (one-time investment)
Solar generation	\$71M per annum (gross benefits)
Total job creation	10,000-15,000 jobs (direct, indirect, and induced)
Regional GDP growth	1.5%-2% increase annually over the next decade
Tax revenue generation	\$100M-\$200M annually

### #7 Attraction of more major events and tourism infrastructure, including new hotel supply

Council recognises the importance of attracting more major events and tourism infrastructure for the Wollongong economy.

#### Increasing overnight stays

The Wollongong visitor economy is strongly made up of domestic day trippers. However, to convert these day trippers into multiple overnight stays, there is a range of new infrastructure required, including more hotel supply in the city.

#### This would:

- ensure visitors spend more time locally, spend more money and enjoy what Wollongong has to offer.
- raise the profile of Wollongong domestically and internationally.
- have a positive impact on the local economy and support local jobs and investment.

Destination Wollongong, who is charged with looking after the visitor economy in Wollongong works with Council to advocate for various major events in the city and new tourism infrastructure.

#### Increasing hotel supply

Council's Tourism Accommodation Strategy endorsed in February 2025, notes that Wollongong is lacking a 5 or 6 star hotel facility - a significant gap in the market that supports corporate visitation. The Strategy calls for retaining, upgrading and expanding existing hotel and motel accommodation within Wollongong LGA including establishing two new 5-star equivalent hotels within the Wollongong CBD. The recommendations of the strategy will be realised through changes to land use planning settings to better support and incentivise new and expanded tourism developments, including incentives via additional permissibility and height and floorspace increases.

Mid-week corporate visitation is also an important part of Wollongong's visitor economy, with an opportunity for increased visitation from this conferencing sector, who visit Wollongong for training and conferences and who traditionally have a higher spend and stay for multiple nights. The Strategy also recognised the importance of this conferencing market including the upgrade of the Wollongong Entertainment Centre with flexible configurations that can host various events, including concerts, dinners, seminars, conferences, school formals and exhibitions.

Image: Wollongong Lighthouse

### Advocating for a cruise terminal

Another key tourism infrastructure project that Council is currently advocating for is for Wollongong to become the location for a third cruise terminal and turnaround port in NSW. As the cruise industry continues to grow in NSW, the state is facing increasing pressure on its cruise ship infrastructure. The NSW Government has established the Cruise Industry Advisory Panel to identify the preferred location for a third cruise terminal. **There is a compelling case for Wollongong via the port at Port Kembla to become the third turnaround port in NSW, including:**

- Port Kembla harbour is a deep water sheltered port capable of accommodating vessels up to 300m in length and 14.5m in draft without air height restrictions or the need to navigate congested shipping lanes.<sup>47</sup>
- The Port currently handles commercial vessels with potential capacity for cruise berthing which could be adapted for passenger use with minor capital investment. Unlike Garden Island or Port Botany, Port Kembla is free of competing military or container operations, offering flexibility in scheduling and turnaround logistics.

These pieces of key tourism infrastructure would be significant momentum builders for the Wollongong visitor economy with the potential to deliver benefits throughout the wider economy, including improved perceptions about Wollongong.




Image: West Dapto

### #8 Development of unused and under-utilised employment lands to unlock additional industrial land supply

Wollongong is experiencing a growing number of enquiries from industrial and manufacturing business located in Southern and Western Sydney who are being squeezed out of Sydney due to higher land prices. In turn, businesses looking for larger parcels in Wollongong, have found it challenging due to the current tight supply of serviced and unoccupied industrial land, representing lost employment and investment opportunities to the region.

In 2023, Council adopted its Wollongong Industrial Lands Review (WILR), which led to the adoption of a series of industrial lands related planning principles within Council's updated Local Strategic Planning Statement (2025) and the ongoing investigation of a range of planning control changes for different industrial precincts.

In January 2025, the NSW Government also released its Industrial Lands Action Plan, committing to a new state-wide approach to plan, secure, and manage the supply of industrial lands.<sup>48</sup> The plan outlines four initiatives to be progressed over the next 12-24 months and Council is currently being consulted.

Currently there is around 374ha of undeveloped zoned employment land in Wollongong LGA, 76% (284ha) being unserviced.<sup>49</sup> According to the latest data from the NSW Government's Employment Lands Development Monitor<sup>49</sup>

Council's WILR also included data that showed that 81% of Wollongong's unserviced employment land occurred within the 'regionally significant' employment land precincts of Yallah (Tallawarra) and Kembla Grange. **Concerning future wastewater servicing upgrades for these precincts, the WILR noted the following update at the time from Sydney Water's Growth Servicing Plan (2022-2027):**

- Kembla Grange Industrial (Part of West Dapto Stage 1) is on hold. Infrastructure is to be delivered in FY 2024/2025; however, ultimate timing is subject to development demand.
- Tallawarra Lands: Package 1 trunk work to service central and southern precincts is subject to demonstrated growth and demand. Northern part of Tallawarra can be partially serviced.

Since then, Sydney Water has released their Growth Servicing Plan 2024-2029, with proposed infrastructure at Kembla Grange having now been pushed back to FY2028 and still remaining subject to development demand.<sup>50</sup>

In the near term, Council's view is that completing wastewater servicing upgrades at Kembla Grange is an immediate priority to enable a number of new industrial developments to come online.

As part of ongoing consultation with the NSW Government, Council continues to raise matters concerning required infrastructure for key employment lands, including wastewater servicing, improved transport connectivity (such as the Northcliffe Drive extension at Kembla Grange) and other relevant matters, noting the importance of unlocking new industrial land to service increased demand from manufacturing and related sectors.

<sup>iv</sup> 'Undeveloped land' is zoned employment land where development (construction or works) has not commenced, or where there is no permanent structure in place at the time of data collection.  
<sup>v</sup> 'Unserviced' is defined as lacking access to water and sewer.



Image: West Dapto

### #9 Advocate for infrastructure requirements to unlock housing supply in West Lake Illawarra Urban Release Area

West Lake Illawarra refers to the three urban release areas of West Dapto, Tallawarra and Calderwood, with the former two being in Wollongong LGA. Calderwood is partly in Wollongong LGA, partly in Shellharbour LGA.

West Dapto has long been established as a priority urban release area in various State and Regional planning policies including the Illawarra

Urban Development Program (NSW Government), Growth Centres Commission (2008) and the Illawarra-Shoalhaven Regional Plan 2041 (NSW Government, 2021).

Council's current forecast anticipates that the West Dapto Urban Release Area (WDURA) will provide around 19,800 dwellings and increase the population of Wollongong LGA by 57,400 people over a 40 to 60 year period.<sup>51</sup> West Dapto will also bring new employment land and job opportunities to Wollongong. Overseeing growth in West Dapto is the biggest and longest-running project Council has ever undertaken.

The Calderwood Urban Development Project (Calderwood) is a State Significant Site with approval to develop approximately 4,800 dwellings (6,000 dwellings based on approved modifications by the State) over 700 hectares of land. 103 hectares of the site is within the Wollongong LGA and adjoins the WDURA, although these dwellings are tracked separately.

Additionally, the Tallawarra Urban Release Area is a 536-ha greenfield development project located at Yallah along the western foreshore of Lake Illawarra, surrounding the Tallawarra Power Station. This area will support around 1,250 residential lots, open space areas, a new village centre as well as additional employment lands. The area is being progressively developed in three stages - Northern, Central and Southern.<sup>53</sup>

Providing infrastructure, amenities, facilities and public spaces within the West Dapto, Tallawarra and Calderwood urban release areas will require partnerships, funding and advocacy in a coordinated and timely way. Delivery of the WDURA in stages, and a sensible sequence, is crucial to this approach, to ensure the delivery of infrastructure can be coordinated alongside the growth in housing and employment lands.

To date, Council has already committed significant funds and resources for enabling infrastructure within the WDURA. Over the next four years, Council's Infrastructure Delivery Program 2025-2026 to 2028-2029 has committed over \$110M, to the design and construction of significant infrastructure, including major upgrades to both West Dapto Road and Cleveland Road.<sup>54</sup>

The single largest infrastructure project Council is advocating for is the \$645M Western Ring Road, including the Northcliffe Drive Extension.<sup>55</sup> The Northcliffe Drive Extension is essential to supporting future development at the Kemba Grange employment lands and will be supporting infrastructure to service the future Darkes Town Centre.

As such, Council has a key role to advocate to the State Government for access to necessary infrastructure and other services required for construction to commence. The sooner this essential infrastructure is built, the sooner developers can bring these important employment lands online, as well as unlock new housing supply.

Table 5: Progress to date within West Lake Illawarra Urban Release Area<sup>52</sup>

	Zoned lots	Neighbourhood Plan lots	DAs lots	Multi dwelling housing & RFBS	Lots released - Subdivision certificates	Servicing Constraints
Stage 1/2	6,350	4,627	2,474	486	2,512	Roads, Sewer and Water
Stage 3	3,895	2,140	340	2	293	Portion of stage not serviced by Cleveland Road or Sewer
Stage 4	350	105	99	-	1	Majority of Stage 4 has not been serviced
Stage 5	4,260	3,203	117	3	3	Roads, sewer and water construction commence
Calderwood (Wollongong)	800	-	-	-	-	Servicing commenced
Tallawarra	1,250	-	-	-	-	Roads, Sewer and Water
<b>Total</b>	<b>16,905</b>	<b>10,075</b>	<b>3,030</b>	<b>491</b>	<b>2,809</b>	



#### UDIA Illawarra - Shoalhaven Building Blocks 2025 Update

In March 2025, the Urban Development Institute of Australia (UDIA) released their updated Illawarra - Shoalhaven Building Blocks report which shows how targeted Government investment into enabling infrastructure can help the region to deliver the majority of new homes required to support its 18,800 new

homes target over the next 5 years (42% above the recent five-year average for the region).<sup>56</sup>

The report concludes that with an investment of \$400 million, there is the potential to unlock 13,510 homes across the Illawarra - Shoalhaven region in the next 5 years (or 72% of the housing pipeline).

The report includes the following table that identifies the key enabling infrastructure required to unlock 5,600 net additional housing lots within the WDURA over the next years, noting several pieces of infrastructure relate to the same lot.



*Image: aerial view of Wollongong CBD looking south*

### #10 Build the capacity to advocate on behalf of the city and the region

Council is well positioned to attract and support investment, secure government support and facilitate sustainable growth in Wollongong.

Wollongong City Council has a key role to play in leading the advocacy not only for the city, but for the region. The Office of the General Manager provides increased capability to advocate for Wollongong and the region's needs to all levels of government, in conjunction with key stakeholders, including business and industry groups.

With a significant amount of investment required to support the growth of our city, working closely with key stakeholders across the region and other local councils will be key to achieving this.


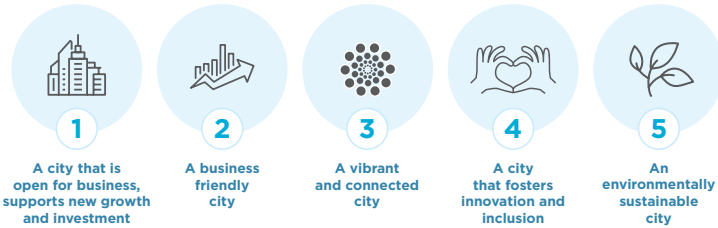
Council will work with the Illawarra Shoalhaven Joint Organisation and neighbouring local councils across the Illawarra, Shoalhaven, Wingecarribee

and Macarthur regions to advocate and drive economic growth opportunities across this 'mega region' and unlock investment for enabling infrastructure to improve transport connectivity.

## 7. Our 5 key priority areas

While the Momentum Building Projects identify specific transformational initiatives with the potential to generate employment, attract investment, and shape Wollongong's future, the

following five strategic priority areas establish a broader framework for fostering a resilient, inclusive, and sustainable economy.



## 1. A city that is open for business, supports new growth and investment



Our economy continues to transform, diversify and provide more local job opportunities for our residents, and continues to attract new investment in key target sectors.

### What will we do?

To ensure our city remains open for business, and supports new growth and investment, there are a range of actions Council could undertake over the coming years. Four high level actions have been identified under this priority area:

1. We will continue to proactively attract new jobs that underpin Wollongong's role as the regional capital.
2. We will market and promote the region to attract investment and support local businesses to export into external markets.
3. We will advocate for key enabling infrastructure to support and facilitate local employment and economic growth.
4. We will work with regional stakeholders to support ongoing workforce development and future skills needs of the region.

### Why is it important?

Over the past two decades, Wollongong's economy has transformed and diversified into new industries to set us up for the future.

Our CBD alone has seen over \$1.1B in investment over the last decade and an additional \$1.8B in the pipeline and is cementing its position as a dynamic city for growth, investment, and wellbeing. The city's economic diversification is further highlighted by the fact that one-third of all jobs today are located in the CBD, which is turn has seen a 50% increase in A-grade office stock in the last five years.<sup>57</sup>

Over the next decade, there is greater opportunity to continue growing Wollongong's influence in servicing South West Sydney and vice versa, expanding access to markets and talent.

BlueScope's once in a generation land transformation project at Port Kembla; growth at the Port of Port Kembla and West Dapto; ongoing growth in the Clean Energy sector and opportunities to leverage growth and interconnectedness with Western Sydney are all opportunities that continue the cities transformation over the next few decades.

While Wollongong's economy has performed strongly over the past six years, and experienced jobs growth beyond expectations, the new jobs target of an additional 20,500 net new jobs by 2035 seeks to continue the cities strong momentum and is a reminder that as a city we cannot be complacent in ensuring we continue to provide ongoing economic opportunities for the community.

Ultimately, Wollongong's economy will be stronger, more diverse and resilient if we continue to support our external servicing industry sectors to expand and adapt to new technologies, remain a magnet for talent attraction and innovation and provide a regulatory environment that fosters business growth and investment.

In acknowledging that Wollongong is part of a broader region, Wollongong City Council will work with neighbouring councils across the Illawarra-Shoalhaven, Wingecarribee and Macarthur regions to drive economic growth opportunities and advocate for investment in key enabling infrastructure.

### Current state of play

#### Promoting the city to external audiences through Invest Wollongong

Invest Wollongong is a long-term strategic partnership of Wollongong City Council, NSW Government and the University of Wollongong, with the goal of increasing business investment and job creation by showcasing Wollongong's capabilities and empowering decision makers.

Invest Wollongong promotes Wollongong's capabilities as a superior business location among key decision makers, provides decision support material and facilitates bespoke site visits and meetings with key stakeholders for external investors and businesses looking to relocate to the city. Invest Wollongong has an 'always on'

approach to marketing Wollongong beyond the region, through brand assets, digital and social marketing and undertakes a range of events and delegations.

Since 2008, this strategic partnership has facilitated 105 business attraction and expansion projects and brought over 3,000 new jobs to the region.



#### Taking a strategic city-wide view of major employment projects through the Major Projects Committee

In March 2020, the Major Projects Committee Charter was adopted, outlining the framework for engagement of proponents of major investment/employment generating projects with significant economic or employment outcomes to meet with Council's Executive team and improve the ability of Council to take a more strategic, city-wide view of major employment projects.

Since 2020, the Committee has met with a significant number of proponents for major employment generating projects in the city prior to the formal planning process.

Feedback from proponents has been very positive, especially around the opportunity to meet with Council's Executive team – something that proponents highly value and signals the importance Council's executive place on investment and jobs within our city.

We will continue to monitor the progress of this initiative and make improvements to processes of the function as required.

#### Addressing the key workforce challenge of housing affordability and local support services

Council has a key role to play in the local housing market, through planning controls, development assessment, local infrastructure provision, community services and advocacy.

Council is committed to ensuring access to diverse and affordable housing, as outlined in its 2023 Housing Strategy.

Business Illawarra's 2023 'Solutions to the affordable housing crisis in the Illawarra Shoalhaven' report revealed that key workers in the Illawarra are spending up to 40% of their income on rent, with 43% of businesses citing housing affordability as a major contributor to workforce shortages. This challenge is not unique to Wollongong, prompting state and federal responses.<sup>58</sup>

The NSW Government has also introduced in-fill affordable housing reforms to encourage private developers to boost affordable housing and deliver more market housing through increases to height and floor space ratios. This has resulted in a considerable uptake in the Wollongong CBD.

The NSW Government's Transport Oriented Development Program<sup>59</sup> and the Low and Mid-Rise Housing SEPP<sup>60</sup> has increased the capacity for housing supply around Corrimal, Dapto and North Wollongong Train Stations and around Corrimal, Fairy Meadow, Warrawong and Dapto town centres.

There is an ongoing need to focus on delivering new housing supply in Wollongong, to reduce housing stress within the community, support businesses facing workforce shortages and to ensure Wollongong remains open for business.

In addition to housing choice, we acknowledge that the right local living environment is also important to support investment and attract new businesses. This includes the availability of suitable health care, education and childcare services as well as lifestyle opportunities such as recreation activities and activated local places. While many of these services rely on investment outside of Council's responsibilities, Council will consider opportunities to encourage these uses where possible and appropriate.

#### Attracting flexible workspace facilities to the Wollongong CBD

The Wollongong LGA currently has a small number of flexible workspaces, mostly of a small nature, in addition to some niche hot desking community spaces. There is a national operator within the Wollongong CBD, offering around 500sqm of serviced office space, otherwise, the UOW SmartSpace at the Innovation Campus has the largest offering of coworking and serviced office space in the LGA.

Data from other comparable regional CBDs suggest a larger investment in flexible workspace is appropriate.

Ultimately, attracting new flexible workspace in Wollongong would provide new opportunities to support a wide range of businesses, from startups and small businesses who are often seeking more flexibility than traditional leases, to larger businesses looking to deploy project teams or test out a new market before committing long term.

#### Future Jobs and Investment Authority

The NSW Government is partnering with coal-producing regions across NSW to deliver on its election commitment to establish the Future Jobs and Investment Authority.<sup>61</sup>

The Authority will help guide the future economic development of the four coal mining regions – the

Hunter, Central West, Illawarra, and North West – from coal production towards other economic opportunities and employment.

This initiative will be backed by the Future Jobs and Investment Fund to unlock more than \$100 million in funding.



Image: Wollongong Harbour

## 2. A business-friendly city



Our city is an attractive choice for businesses to start or grow, and our existing local businesses are well supported.

### What will we do?

To ensure our city remains supportive and business friendly, there are a range of actions Council could undertake in the coming years. Three high level actions have been identified under this priority area.

1. We will continue to support our local businesses and business networks
2. We will provide a regulatory environment that supports local business
3. We will continue to monitor economic conditions and provide insights for our local business community

### Why is it important?

Ensuring that Wollongong is an easy place to do business is essential to the continued prosperity of Wollongong's business sector, the vast majority of which are small businesses, supporting jobs and economic activity.

Small businesses play a vital role in Wollongong's economy. They underpin local employment and economic growth and contribute significantly to our diverse local communities by promoting innovation and supporting local suppliers, services and residents.

While Council has legislated regulatory responsibilities, this Strategy adopts the position that where appropriate, Council's policies should foster an environment that supports our existing local businesses to thrive.

Council can also play a role working with local businesses and industry groups advocating to ensure business-friendly policies within other levels of government as well as considering changes to our own policies to ensure they remain contemporary. One example is the NSW Government's Faster Payment Terms Policy that shortened payment times for eligible small businesses from 20-calendar days to five business days.<sup>62</sup>

Council plays an active role in supporting local businesses by working alongside key agencies to keep them informed and connected to programs, workshops and advisory services offered across all levels of government. One of the primary ways we do this is through a monthly e-newsletter, reaching over 28,000 business contacts with timely updates and opportunities.

### Increasing the local content weighting for procurement and hosting a 'Doing Business with Council' showcase

In 2020, Council updated its Sustainable Procurement Policy – doubling the local content weighting from 5% to 10%, as part of our effort to strengthen the local economic capacity. This change incentivises local companies to submit tenders for Council works and projects and bolster local employment.

Council also hosts an annual 'Doing Business with Council' event, providing information for local business interested in doing business with Council. These events are aimed at informing local businesses about future opportunities including via our forward capital works program and to better understand Councils' Procurement Framework and processes.

### Fostering a supportive business ecosystem

Due to our tight knit community, Wollongong boasts a uniquely collaborative business ecosystem supported by easy access to professional services and engaged industry networks.

Wollongong's strong professional networks and regular business events provide opportunities to

learn, connect and grow, helping new businesses integrate quickly.

Wollongong is home to a number of peak business organisations, including: Business Illawarra; i3net (Illawarra Innovative Industry Network); Property Council of Australia; Destination Wollongong; RDA Illawarra Shoalhaven; UDIA, Siligong Valley and Screen Illawarra.

### Transforming our streetscapes to create a safer, more amenable street environment

Streetscape and the public domain upgrades provide a safer, more amenable street environment.

An example of an incremental streetscape upgrade is lower Crown Street in the CBD (between Kembla and Corrimal Streets), which underwent a redesign. This included more landscaping; more outdoor dining, more public seating space; reducing the speed limit to 30km per hour; one less travel lane; a new raised pedestrian crossing; and using kerbside efficiently to maximise parking availability.

#### Since the upgrade, there has been:

- 25% fewer vacancies in shopfronts
- 29% increase in spending along the street following the streetscape upgrades
- 31% increase in night time spending along the street, suggesting a stronger night time economy
- Increased safety, with average vehicle speeds of 25km per hour (down from 43km per hour).<sup>63</sup>



Image: i3net showcase dinner

### 3. A vibrant and connected city



Our city continues to be a vibrant and creative space to allow our local businesses to thrive.

#### What will we do?

To ensure our city remains vibrant and connected, there are a range of actions Council could undertake over the coming years. Four high level actions have been identified under this priority area.

1. We will continue to enhance our reputation as a major events and conferencing destination.
2. We will support the ongoing development of our 24-hour economy.
3. We will support initiatives that promote Wollongong as a Screen Friendly City and nurture the ongoing development of the screen industry ecosystem.
4. We will ensure our CBD is accessible and well-connected day and night.

#### Why is it important?

Council recognises that a vibrant, safe, accessible, and culturally diverse city encourages greater participation in the local economy and delivers significant social and cultural benefits. To support this, Council has implemented a range of initiatives to grow Wollongong's Night Time Economy (NTE), including the Creative Wollongong 2024-2033 strategy.

Creative Wollongong 2024-2033 highlights the importance of the 24-hour economy and the creative industries' role in driving innovation and economic growth.

#### Key actions include:

- Supporting artists and performers to activate the NTE across the LGA
- Stimulating the 24-hour economy through regulatory review and event planning support
- Helping businesses engage with creatives in sustainable, financially viable ways
- Advocating for improved safety, transport, and connectivity after dark
- Promoting the cultural sector as a driver of community engagement, tourism, and visitation

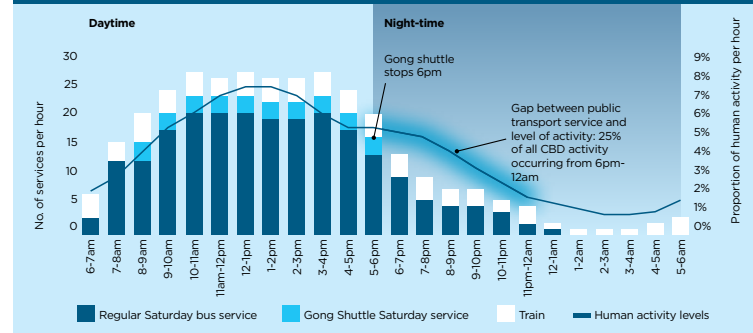
Council collaborates closely with the NSW Office of the 24-Hour Economy Commissioner and is a founding member of the Night Time Economy Council's Committee, advocating for NTE-related policy at the state level.

Wollongong continues to invest in providing tourism services to ensure high profile major cultural and sports events are hosted in Wollongong. Council works closely with Destination Wollongong - who work to position Wollongong and surrounds as a premier regional tourism destination. There is a need to expand hotel accommodation and boost investment in local tourism infrastructure to better support visitors to the city.

Council's Transport Strategy 2025 highlights the need to promote sustainable transport, enhance connectivity, support economic viability while maintaining liveability and the environment, as the city continues to expand. A key priority is enhancing access to major employment hubs, particularly the Wollongong CBD. The strategy identifies opportunities to improve connections between emerging centres in the West Lake Illawarra Growth Area and to expand the Gong Shuttle network, including the introduction of a new southern route. Additionally, the limited availability of transport services after dark is constraining the growth of Wollongong's NTE. This is illustrated in Figure 8, which shows a gap in access to public transport services after 6pm on a typical Saturday night.<sup>54v</sup>

<sup>v</sup> Human activity levels based on analysis of Wollongong Suburb. Bus services are taken from the stop at Burelli Street after Corrimal St. The number of services per hour is indicative of services across the network, as the decline is due to services stopping rather than reducing frequency.

Figure 8: Wollongong CBD, Level of public transport services compared to level of activity, Saturday



#### Current state of play

##### Wollongong: A premier film destination

The Illawarra's natural beauty and skilled workforce have resulted in a booming local screen production industry, with 387 film permit applications in the last five years for increasingly larger productions.

##### 2025 Screen Illawarra Family Tour

In February 2025, Screen Illawarra, in conjunction with Destination Wollongong, Wollongong City Council and BlueScope, held an industry family tour in Wollongong targeting external stakeholders from across Australia's film industry with an interest in the potential development of NSW's second film studio. The tour attracted national and international executives from across the film

industry including representatives from Netflix, The Walt Disney Company, BBC Studios, Warner Bros Entertainment, Screen Australia, Screen NSW, Ausfilm and Screen Producers Australia.

##### 'Return to Paradise'

Wollongong was used as a film location in the production of 'Return to Paradise' - an Australian British television series and an original spin-off series of the global smash-hit murder mystery franchise Death in Paradise. The series premiered on ABC and ABC iView in September 2024 and is produced by BBC Studios Productions Australia with Red.



Image: Youns & Owls festival, Wollongong



Image: UCI event, Wollongong 2022

### Wollongong: an International Event City

Council and Destination Wollongong are committed to enhancing Wollongong's reputation as a dynamic and assured host of international major events.

### UCI World Road Cycling Championships

In September 2022, Wollongong hosted the UCI Road World Championships – only the second time this event has been held on Australia shores. Over eight days of competition, 700 elite athletes from 73 nations participated in event in front of 300,000 spectators and a global television audience.

This was a transformational event for our city, leading to being awarded the prestigious UCI

Bike City label. It led to dedicated cycling infrastructure, including the award-winning Cringila Mountain Bike Park, along with the creation of a cycling safety education for children. The World Triathlon Championship Finals was secured as a direct result of the UCI event and Wollongong recently won the global UCI Bike City Award for its Community Partners' Program.

### An events friendly city for all

Wollongong is an events friendly city, hosting a mix of major events, community events, cultural gatherings and major sporting events. To ensure the city remains events friendly, Council has a number of DAs approved for major event sites including Stuart Park, Lang Park, Wollongong Foreshore, the Arts Precinct, MacCabe Park, Osborne Park, Dalton Park, Wollongong Botanic Gardens, Greenhouse Park, King George V Oval, Wentworth Street Port Kembla, JJ Kelly Park,

Thirroul Beach Reserve, Rex Jackson Park and Ovals, Crown Street Mall and Globe Lane.

Council has endorsed changes to our planning controls to support LGA wide events by removing the need to event operators to submit a DA for events on Council land. Event organisers will still need to obtain an Event Approval from Council and possibly other licences or permits required under other relevant legislation.

### Wollongong: a thriving 24-Hour Economy

Wollongong has a lively night-time economy, with a range of live music venues, restaurants and small bars, adding to the cosmopolitan café style of the city.

As identified in Council's previous Economic Development Strategy, Council endorsed the Wollongong CBD Night Time Economy Policy in November 2020 to support the evolution of the city's diverse NTE by encouraging low impact businesses to extend their operating hours. Since its adoption, the Policy has guided more than 38 approvals for new and expanding businesses in the CBD. These include gyms, theatres, restaurants, 24-hour public domain activations and 2am operation for small bars and takeaway businesses. The policy has also been used to guide merit-based assessment for later trading outside of the CBD as well.

Today, the Wollongong CBD is the fastest growing population centre in the LGA, with 22,449 people now residing there as of 2023-24, representing an increase of 2% per annum since 2017-18. Improved liveability and increased density are helping to drive growth in the NTE.<sup>65</sup>

Council has also been delivering the Live and Local Strategic Initiative, a collaborative effort aimed at strengthening the live music and entertainment ecosystem. Working closely with industry partners, the initiative delivered a mentorship program to support emerging live music advocates, a professional development series for the creative sector, and a micro festival trialling new approaches to live music delivery and showcasing 30 diverse acts.

Image: Chris Frape, photographer



## 4. A city that fosters innovation and inclusion



We are the 'City of Innovation' that encourages new ideas and ensures all members of the community can participate fully.

### What will we do?

To ensure our city remains innovative and inclusive, there are a range of actions Council can undertake over the coming years. Two high level actions have been identified under this priority area.

1. We will continue to promote the various initiatives being undertaken in the city as the "City of Innovation" and work with local stakeholders to strengthen our innovative ecosystem.
2. We are an inclusive city that provides opportunities for all, through building a workforce that reflects the diversity of the community.

### Why is innovation important?

Wollongong is home to a thriving innovation ecosystem, including the business community, researchers and government, interacting with each other to develop new ideas. Innovation is linked to job creation and ongoing economic prosperity and businesses need the ability to adopt new technologies to improve their productivity, sustainability and social impacts.

As the 'City of Innovation' it is important that we continue to foster and encourage an innovative and entrepreneurial city, as well as to clearly communicate and support the innovative ideas coming out of the city.

The University of Wollongong is a vital component of our local innovation ecosystem. It is home to world-class cutting-edge research, leveraging this to work alongside industry to develop practical solutions that can be used by businesses, driving growth for our local industries and the broader community.

Wollongong is also home to the Innovation Campus - an internationally recognised, award-winning research, development, and business precinct, designed to foster collaboration between academia, industry, and the community. Wollongong is also home to iAccelerate - one of Australia's largest and longest running incubators and accelerators, that provides education, mentorship, resources, and support to startups and scaling companies.

Wollongong City Council's Digital Strategy 2025-29 supports this vision by using technology to improve services and efficiency. The strategy focuses on embracing global trends like Artificial Intelligence and Smart City technologies, helping Council adapt to future community and workforce needs.

### Current state of play

#### Wollongong's innovative business community




Image: Green Gravity lab at Port Kembla

#### Green Gravity

Founded in 2021, Wollongong-based Green Gravity has developed innovative technology that repurposes disused mineshafts to store renewable energy. Their Gravitational Energy Storage System converts gravitational energy into electricity, offering a cost-effective solution for long-duration renewable energy storage.

Green Gravity leverages Wollongong's pipeline of skilled engineers and UOW graduates to drive innovation and expansion. Collaborating with local, national, and global partners like GM3, Glencore and the Romanian Government, they are scaling their impact. Green Gravity completed its Series A Equity Raising in October 2024 (\$9.2m), with funding from investors including BlueScopeX, HMC Capital, Pacific Channel, and Sumitomo Corporation and is currently undertaking a Series B Equity Raise to accelerate commercialisation.<sup>66</sup>

#### Hysata

Wollongong is home to many innovative businesses, including Hysata and Green Gravity - both in the clean energy sector.

Hysata, founded in 2021, is commercialising an ultra-efficient capillary-fed alkaline electrolyser system, which will produce low cost green hydrogen. In May 2024, they raised \$172M in Australia's largest-ever Series B funding for clean tech.<sup>67</sup> The funding will expand their Wollongong-based manufacturing

facility and advance their mission to achieve multi-gigawatt scale production, accelerating the global shift to green hydrogen. The IP was from research conducted at the University of Wollongong.

Hysata was also the only Australian business recognised globally at the 28th United Nations Climate Change Conference (COP 28) as an 'Energy Transition Changemaker'.

Image below: Paul Barrett, Hysata CEO



### Our vibrant startup community

Wollongong has a vibrant startup community that offers networking, collaboration, and support for entrepreneurs.

Located at the University of Wollongong's Innovation Campus, iAccelerate is one of Australia's largest and longest running incubators and accelerators, that provides education, mentorship, resources, and support. It provides affordable support for start-ups and scale-ups at any level of development or sector. iAccelerate provides a range of support services, including dedicated offices along side a co-working space, business resources, workshops, and networking opportunities. It also actively supports underrepresented groups in entrepreneurship, from women to First Nations, and culturally and linguistically diverse entrepreneurs.

There have been a number of successful graduates of iAccelerate, including Easy Agile, Robofit, Allotrac, Yours & Owls, Critical Arc, Aegis, V-Daq

and All Care. These companies have all expanded into the Wollongong business community, now employing local people within their business. iAccelerate was also awarded runner up in the prestigious 2024 Asia-Pacific Triple E Awards and was one of the five finalists in the Shaping Australia awards for its work supporting regional entrepreneurs.

**Since its establishment in 2016, iAccelerate has:**

- Supported 522 startups and scaleups.
- Created 1,182 jobs via their resident companies.
- Injected \$161.7M into the economy through wages and contractor payments.
- Supported companies making over \$500M in sales.<sup>68</sup>



Image: iAccelerate, UOW Innovation Campus

### Why is inclusion important?

Economies thrive when the broader community has the opportunity to participate. Wollongong's diverse, multicultural population brings a wealth of perspectives, ideas, and experiences that enrich our city and drive innovation. This diversity is a strength that supports continued growth and resilience, and ensures all parts of our community share in the future prosperity. When everyone has access to opportunity, it strengthens social cohesion and economic stability.

Wollongong City Council recognises that its people are its greatest asset. Building and retaining a skilled and diverse workforce is essential to delivering high-quality services and building a prosperous, inclusive community.

Council's own Workforce Management Strategy 2025-2029 outlines how we will support and develop our people to ensure our workforce remains agile, inclusive, and future-ready. Programs like the Learning Pathways initiative help create career entry points for equity groups and support a range of employment outcomes.

In June 2025, Council has also developed a draft Learning City Strategy 2025-2029 to support our community members to embrace and celebrate our learning journeys and adapt to change so that we belong, grow, adapt and thrive now and into the future. This supports our current application to join UNESCO's Global Network of Learning Cities.

### Current state of play

#### Illawarra Aboriginal and Torres Strait Islander Business Events

In October 2024, Council led the delivery of two business events showcasing local Aboriginal and Torres Strait Islander businesses.

The Procurement Networking event, where Aboriginal and Torres Strait Islander business owners and stakeholders from government, not-for-profit and corporate sectors came together to build relationships and learn from an honest and insightful panel discussion. The panel discussed different perspectives in the procurement process including successes and overcoming challenges.

The Wollongong Business Expo showcased 35 Aboriginal and Torres Strait Islander businesses and approximately 400 attendees came to view, engage with and purchase from a range of industry

sectors including construction, education & culture, food & hospitality, gifts, health & safety, information technology, maintenance and marketing, media & graphic design, and professional services.

The events were led by Council, with a planning group made up of Aboriginal business experts including Illawarra Indigenous Business Network, BlueScope, Illawarra Aboriginal Corporation, NSW Department of Primary Industries and Regional Development. Strong relationships ensured cultural safety and celebration were at the forefront of decision making, and connections were made with a diverse range of Aboriginal and Torres Strait Islander businesses to include in supply chains and procurement.



Image: Illawarra Aboriginal & Torres Strait Islander Business Expo 2024

## 5. An environmentally sustainable city



We are a sustainable and low emissions city, on track to meet our net zero emissions targets and support a clean energy transition.

### What will we do?

To ensure our city remains environmentally sustainable, there are a range of actions Council could undertake over the coming years. Three high level actions have been identified under this priority area.

1. We will support investment and innovation in a clean energy transition increasing benefit to local businesses.
2. We will support local businesses to incorporate sustainability principles and contribute to Wollongong's net zero community emissions by 2050 target.
3. We will support waste reduction and circular economy principles for local businesses.

### Why is it important?

Wollongong City Council is a leader for the city in regards to ongoing sustainability practices and is on a pathway to becoming a low waste, low emissions city. Council is committed to working towards meeting our net zero emissions targets outlined in the Sustainable Wollongong 2030: A Climate Healthy City Strategy and the Net Zero Wollongong: Climate Change Mitigation Plan 2023-2030 to have a positive impact on our local community. These being:

- Net Zero Council emissions by 2030
- Net Zero Wollongong emissions by 2050


As a city framed by the ocean and mountains, protecting our natural environment and building a more sustainable future is a key priority. Council

has a long-term plan to support innovative solutions and achieve our sustainability goals for the community.

Council also acknowledges the importance of the circular economy and will assist the community through actions including education, future procurement, partnerships, benchmarking and improved resource management. Transitioning to a circular economy is a key goal within Council's Wollongong Waste and Resource Strategy 2024.

Local businesses and industry play a crucial role in contributing to a future sustainable Wollongong and positioning the city to benefit from a clean energy transition. Wollongong is home to a number of these businesses, including Hysata, Green Gravity and Sicona Batteries.

Image: example of virtual power plant



### Current state of play

#### Supporting the city's clean energy transition

Council continues to support Wollongong's transition towards Net Zero and a clean energy economy through a range of initiatives.

#### Community Batteries

In March 2025, Council granted easements that will allow the installation and maintenance of Community Batteries in twelve new locations across the LGA.

Community batteries are installed at a central location within a local community and provide shared renewable energy storage for surrounding

households. Surplus energy captured from renewable sources like rooftop solar panels is stored for use by households, including those without solar, at night or during peak periods, increasing access to locally generated renewable energy. This is an ongoing partnership with Endeavour Energy to support the community in the renewable energy transition and improve resilience of the local grid.

#### Council's Lower Emissions Fleet and Community Electric Vehicle Charging

As part of Council's commitments to Net Zero operational emissions by 2030, ongoing replacement of passenger vehicle fleet with lower emission vehicles is underway, opportunities are being investigated for the light and heavy commercial fleet as technology advances and options become available.

Council is also supporting residents and local business fleets in the switch to electric vehicles by increasing the availability of charging stations throughout the city as well as kerbside pole mounted electric vehicle chargers in partnership with Endeavour Energy and multiple third-party charge point operators.

#### REMONDIS Zero-Emission Hydrogen Powered Waste Collection

REMONDIS provide contracted waste collection services to Wollongong City Council and Shellharbour City Council.

In 2023, following extensive trials, Australia's first zero-emission hydrogen powered waste collection

vehicle began commercial operations, servicing communities across Wollongong and Shellharbour.

The Fuel Cell Electric Vehicle (FCEV) technology results in vehicle emissions comprised on only water vapour.



Image: hydrogen powered waste collection vehicle

### Illawarra Shoalhaven Community Renewables Program

Council is supporting local residents and small business to access solar and battery storage solutions through the Community Renewables Program. The program is coordinated by the Illawarra Shoalhaven Joint Organisation, supported by the four regional Councils and delivered by the program delivery partner - ShineHub. The program

will provide education on the benefits or behind the meter solar generation and storage, access to bulk buy discounts and the opportunity to participate in a regional virtual power plant option to maximise the value of the system for consumers. This initiative is further aimed at starting to address the challenge of energy equity in our community.

### Developing innovative clean energy solutions

The University of Wollongong is developing a range of innovative clean energy solutions. It was awarded \$10M by the Australian Government to establish the Energy Futures Skills Centre with Wollongong TAFE awarded a further \$3M to jointly develop local workforce skills to support the transition to clean energy. Community engagement in the clean energy transition will also be delivered by the University and TAFE through school and public education programs.

The Clean Energy Living Laboratory at UOW is set to be Australia's first mixed-use, precinct-based

microgrid, meaning it can generate and store locally produced renewable energy independent of the power grid. Further, the Virtual Energy Network operating across the UOW campus maximises the utility of locally generated solar energy, with any excess solar created at one site able to be offset against consumption at another site during the same 30 minute window. Once established, the combination of the microgrid and the Virtual Energy Network will operate as a 'living laboratory' available to researchers, industry, technology developers and students to test solutions in a real world environment.

### Home to Australia's first community led electrification pilot

Wollongong is home to the first community led electrification pilot in Australia - Electrify 2515. The pilot project will see 500 homes in the 2515 postcode in the Northern Illawarra connected to the local energy grid switch out gas for electric appliances and install home batteries through a range of subsidies. Participants will get a fully subsidised smart energy device to monitor and track their energy use, with data collected and analysed to accelerate nationwide household electrification.

70% of energy used in Australian homes are for cooking, hot water heating, space heating and cooling - transitioning these uses to electric appliances will significantly reduce household emissions.<sup>69</sup>

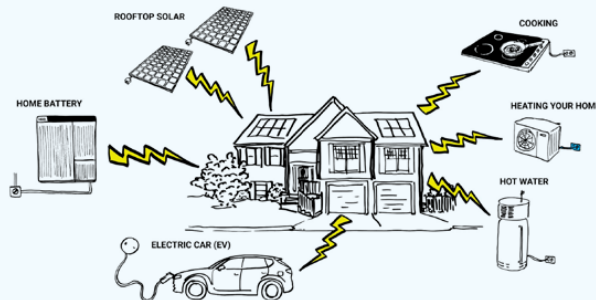
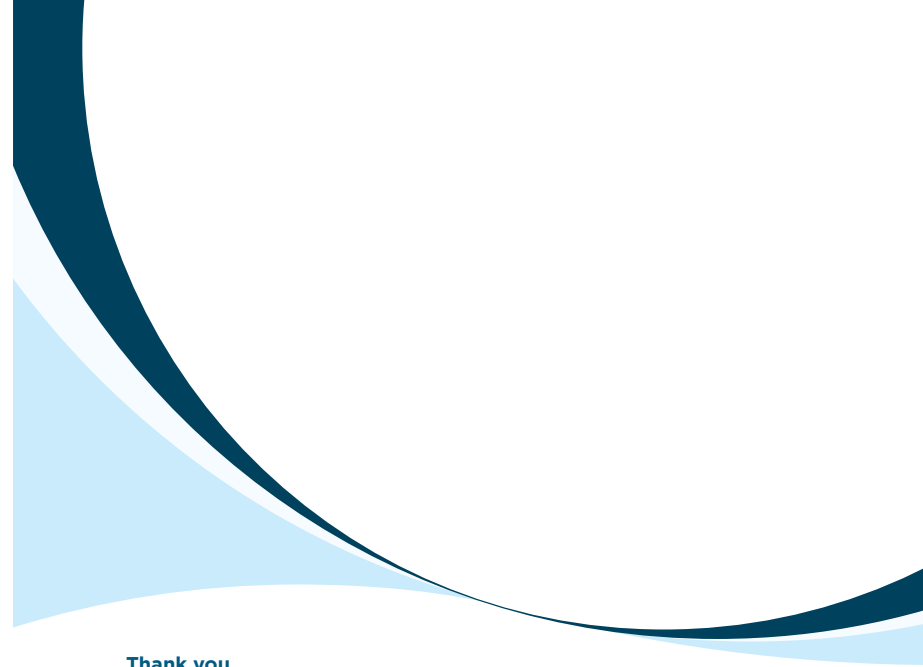


Image: courtesy of Electrify 2515



### Thank you

We would like to acknowledge and thank all the organisations and people who have contributed to the development of this Strategy and taken the time to provide input.

We look forward to continuing to collaborate to grow the Wollongong economy with you all over the next decade.

## 8. Action items

Priority Area 1. A city that is open for business, supports new growth and investment	
<b>1.1</b>	<b>We will continue to proactively attract new jobs that underpin Wollongong's role as the regional capital</b>
<b>1.1.1</b>	Report progress against the Wollongong Jobs Target annually
<b>1.1.2</b>	Support the implementation of the BlueScope Land Transformation Project
<b>1.1.3</b>	Continue to support a Major Projects Committee for projects with significant employment outcomes
<b>1.1.4</b>	Undertake projects/initiatives to support the growth of key target sectors to grow industry capability and employment beyond population serving sectors
<b>1.1.5</b>	Support initiatives that strengthen the Wollongong CBD's role as a key employment precinct, including (but not limited to): <ul style="list-style-type: none"> <li>• Update planning controls to ensure employment outcomes continued to be prioritised within the commercial core</li> <li>• Support the implementation of the Wollongong Health Precinct Strategy and Wollongong Train Station Master Plan</li> <li>• Advocate for additional NSW and Australian Government department or agencies to be located in the Wollongong CBD</li> <li>• Advocate for the establishment of a new State Government Workplace Hub in the Wollongong CBD</li> </ul>
<b>1.1.6</b>	Explore opportunities for additional private sector investment in flexible workspace in the Wollongong CBD
<b>1.1.7</b>	Establish a regular investment industry forum to communicate strategic directions and gain market insights

<b>1.2</b>	<b>We will market and promote the region to attract investment and support local businesses to export into external markets</b>
<b>1.2.1</b>	Continue our ongoing commitment to the Invest Wollongong partnership in conjunction with the NSW Government and University of Wollongong to promote the region's capabilities and attract new investment
<b>1.2.2</b>	Continue our Invest Wollongong 'always on' digital marketing program
<b>1.2.3</b>	Continue to explore international opportunities and relationships for further trade and investment opportunities including facilitating international trade delegations
<b>1.2.4</b>	Investigate future governance and management models for Invest Wollongong
<b>1.2.5</b>	Contribute to a Wollongong place brand to increase exposure, consistency and brand reach across key economic development areas - Invest/Live/Visit/Study
<b>1.3</b>	<b>We will advocate for key enabling infrastructure to support and facilitate local employment and economic growth</b>
<b>1.3.1</b>	Prioritise the development of a city-wide advocacy plan and associated program of activities, including (but not limited to): <ul style="list-style-type: none"> <li>• Supporting infrastructure to enhance connectivity with Sydney and South Western Sydney, and to leverage opportunities with the opening of the Western Sydney Airport</li> <li>• Funding for the delivery of the Northcliffe Drive Extension as the priority stage of investment in the Western Ring Road</li> </ul>
<b>1.3.2</b>	Advocate for the retention and development of underutilised employment lands, including servicing at Kembla Grange
<b>1.3.3</b>	Progress the planning and delivery of the Darkes Road Town Centre
<b>1.4</b>	<b>We will work with regional stakeholders to support ongoing workforce development and future skills needs of the region</b>
<b>1.4.1</b>	Continue to hold regular roundtable discussions with key business leaders including working with regional stakeholders on the skill needs for future major projects
<b>1.4.2</b>	Work with the University of Wollongong, TAFE NSW and industry to support upskilling of our local workforce to fast-track the adoption of energy efficiency technologies
<b>1.4.3</b>	Advocate to ensure appropriate infrastructure to enable skills development, including centres for excellence

## 8. Action items continued

Priority Area 2. A business friendly city	
<b>2.1</b>	<b>We will continue to support our local businesses and business networks</b>
2.1.1	Continue to support local business through a variety of means, including: <ul style="list-style-type: none"> <li>working in partnership with other levels of government to deliver specific business support services</li> <li>regular communications to ensure businesses remain informed of the latest regulatory changes and business support offerings</li> <li>facilitating business enquiries</li> </ul>
2.1.2	Work with local chambers to support small business including 'Buy Local' initiatives
2.1.3	Continue to work with peak industry and business networks on mutual projects that grow Wollongong
2.1.4	Advocate for an ongoing commitment to business advisory services by the NSW Government
<b>2.2</b>	<b>We will provide a regulatory environment that supports local business</b>
2.2.1	Continue to support local procurement opportunities including the annual Doing Business with Council event
2.2.2	Continue to work with Council's Small Business Assessment Team to assist with small business planning matters
2.2.3	Council monitors internal policies to ensure ongoing support for small businesses, including payment terms
2.2.4	Revise Council's outdoor dining policy and guidelines to support hospitality businesses, street activation and the night time economy
<b>2.3</b>	<b>We will continue to monitor economic conditions and provide insights for our local business community</b>
2.3.1	Continue to provide accurate and timely data to inform business investment decisions and the community about key economic trends including via the Wollongong Insights Report
2.3.2	Continue to undertake a regular Wollongong Business Survey to monitor local business sentiment

Priority Area 3. A vibrant and connected city	
<b>3.1</b>	<b>We will continue to enhance our reputation as a major events and conferencing destination</b>
3.1.1	Continue to support a diverse major events portfolio that enhances our reputation and drives the visitor economy
3.1.2	Advocate for the redevelopment of the Illawarra Sports and Entertainment Precinct, with design flexibility and inclusions to support a range of uses and events including conferences
3.1.3	Work with Destination Wollongong to deliver a long-term hotel demand strategy and industry investment guide
3.1.4	Continue to investigate a dedicated major events site within the LGA
3.1.5	Support the development of product and services that complement and optimise new nature-based assets, including the Great Southern Walk and Illawarra Escarpment Mountain Bike Trail Network
3.1.6	Explore the opportunity for the establishment of a cruise terminal at Port Kembla
3.1.7	Advocate for the development of sporting infrastructure to enable national, state and regional events
3.1.8	Advocate for appropriate activation and destination leisure offerings around Lake Illawarra, including development of the Warrawong Parklands Master Plan
<b>3.2</b>	<b>We will support the ongoing development of our 24-hour economy</b>
3.2.1	Continue to collaborate with the NSW Government and industry on initiatives to continue the growth of the 24-hour economy in Wollongong
3.2.2	Monitor and review as required planning controls and policies required to continue to support the Night Time Economy
3.2.3	Support initiatives to continue to strengthen the local music and entertainment industries, drive visitor economy, and create economic opportunities in the arts and cultural sectors
<b>3.3</b>	<b>We will support initiatives that promote Wollongong as a Screen Friendly City and nurture the ongoing development of the screen industry ecosystem</b>
3.3.1	Continue to collaborate with Screen Illawarra on obtaining accreditation as a Screen Friendly Council
3.3.2	Support and advocate for the ongoing development of a vibrant screen industry ecosystem in Wollongong, including opportunities for investment into film studios and the talent and supply chain network
<b>3.4</b>	<b>We will ensure our CBD is accessible and well-connected day and night</b>
3.4.1	Advocate for the retention of the Gong shuttle bus route, a second route south of the Wollongong CBD to support park and ride offers, along with the extension of hours to support the night time economy for both routes
3.4.2	Advocate for rapid public transport services to connect the Wollongong CBD with existing and new growth areas in recognition of the BlueScope Land Transformation Project, West Lake Illawarra, and Oak Flats via Shellharbour City Centre.

## 8. Action items continued

Priority Area 4. A city that fosters Innovation and Inclusion	
<b>4.1</b>	<b>We will continue to promote the various initiatives being undertaken in the city as the “City of Innovation” and work with local stakeholders to strengthen our innovative ecosystem</b>
4.1.1	Partner with the University of Wollongong to maximise collaboration between industry and the University’s research capabilities
4.1.2	Advocate to State and Federal Government for greater investment into the local start-up ecosystem, to ensure such policies are not just ‘capital city’ focused
4.1.3	Partner with iAccelerate to consider opportunities to invite ideas aimed at driving innovative solutions for local government
4.1.4	In conjunction with iAccelerate, explore the opportunity of developing a ‘Wollongong Angel Investors Network’ – providing an avenue for local investors to invest in local companies
4.1.5	In consultation with industry, investigate the feasibility of ultra high-speed digital infrastructure in the Wollongong CBD to meet the needs of new digital economy businesses
4.1.6	In partnership with local stakeholders, investigate hosting a Wollongong Innovation Festival
<b>4.2</b>	<b>We are an inclusive city that provides opportunities for all, through building a workforce that reflects the diversity of the community</b>
4.2.1	Support the inclusion of targeted groups in procurement programs as per Council’s Social Procurement Policy
4.2.2	Support businesses to engage local First Nations, Culturally and Linguistically Diverse and disability workforces and promote social enterprises to pursue inclusive economic development
4.2.3	Support inclusive employment outcomes through the promotion of Council’s Learning Pathways Programs (e.g. traineeships, apprenticeships, cadetships, and student placements) that target equity groups and create career entry opportunities.

Priority Area 5. An environmentally sustainable city	
<b>5.1</b>	<b>We will support investment and innovation in a clean energy transition increasing benefit to local businesses</b>
5.1.1	Advocate for and support investment in local clean energy developments, businesses and enabling infrastructure, particularly large-scale renewable energy solutions
5.1.2	Support the rollout of Electric Vehicle chargers and Hydrogen fuelling infrastructure across the city
<b>5.2</b>	<b>We will support local businesses to incorporate sustainability principles and contribute to Wollongong’s net zero community emissions by 2050 target</b>
5.2.1	Provide education and promote sustainable solutions for business
5.2.2	Investigate and develop programs to support businesses in reducing their emissions and increasing their energy efficiency
5.2.3	Work with industry to support the adoption of future mobility technologies
<b>5.3</b>	<b>We will support waste reduction and circular economy principles for local businesses</b>
5.3.1	Enable opportunities through key functions of Council such as procurement policy, planning, advocacy and service provision, to support local industries to adopt circular economy models

## 9. References

- 1 National Institute of Economic and Industry Research (NIEIR). Employment by Industry | Wollongong. Compiled and presented in economy.id by .id (informed decisions), 2025.
- 2 .id (informed decisions). Unpublished data for Wollongong, provided to Wollongong City Council, 2025.
- 3 .id (informed decisions). Unpublished data for Wollongong, provided to Wollongong City Council, 2025.
- 4 Invest Wollongong. Invest Wollongong Prospectus. Wollongong City Council, 2025.
- 5 .id (informed decisions). Unpublished data for Wollongong, provided to Wollongong City Council, 2025.
- 6 Invest Wollongong. Invest Wollongong Prospectus. Wollongong City Council, 2025.
- 7 Australian Bureau of Statistics. Employment Locations - Wollongong. Compiled and presented in economy.id by .id (informed decisions), 2025. <https://economy.id.com.au/wollongong/employment-locations>
- 8 Data from various sources including National Institute of Economic and Industry Research (NIEIR), Australian Bureau of Statistics, .id (informed decisions), NSW Government, Invest Wollongong and Wollongong City Council internal calculations.
- 9 NSW Government. Population Projections: Explore the Data, NSW Government, 2024.
- 10 Invest Wollongong. Professional and Financial Services Factsheet - Wollongong, n.d.
- 11 Data adapted from .id (informed decisions), unpublished data provided to the Wollongong City Council, 2025.
- 12 Australian Bureau of Statistics Census of Population and Housing. Workers place of residence by industry. Compiled and presented in economy.id by .id (informed decisions), 2025
- 13 .id (Informed Decisions). Profile.id. Compiled and presented in economy.id by .id (informed decisions), 2025.
- 14 .id (informed decisions). Unpublished data for Wollongong, provided to Wollongong City Council, 2025.
- 15 Data provided to Wollongong City Council by .id consulting based on ABS Census 2021 and NIEIR 2024.
- 16 Wollongong City Council. Our Wollongong Our Future 2035 Community Strategic Plan.
- 17 NSW Department of Planning, Industry and Environment. Illawarra Shoalhaven Regional Plan 2041. NSW Government, 2021.
- 18 Illawarra Shoalhaven Joint Organisation (ISJO). Economic Blueprint, 2024.
- 19 Transport for NSW. Travel Zone Employment Projections 2024: Employment by Broad Industry Category. Transport for NSW, 2024.
- 20 National Institute of Economic and Industry Research (NIEIR). Industry Sector Analysis | Wollongong. Compiled and presented in economy.id by .id (informed decisions), 2025.
- 21 National Institute of Economic and Industry Research (NIEIR). Industry Sector Analysis | Wollongong. Compiled and presented in economy.id by .id (informed decisions), 2025.
- 22 iAccelerate, University of Wollongong. iAccelerate 2024 Impact Report. University of Wollongong, 2025.
- 23 National Institute of Economic and Industry Research (NIEIR). Industry Sector Analysis | Wollongong. Compiled and presented in economy.id by .id (informed decisions), 2025.
- 24 National Institute of Economic and Industry Research (NIEIR). Industry Sector Analysis | Wollongong. Compiled and presented in economy.id by .id (informed decisions), 2025.
- 25 Screen NSW. NSW Screen and Digital Games Strategy 2025-2027. NSW Government, 2024.
- 26 National Institute of Economic and Industry Research (NIEIR). Tourism Value | Wollongong. Compiled and presented in economy.id by .id (informed decisions), 2025.
- 27 .id (informed decisions). Unpublished data for Wollongong, provided to Wollongong City Council, 2025.
- 28 Invest Wollongong. Invest Wollongong Prospectus. Wollongong City Council, 2025.
- 29 Rider Levett Bucknall (RLB), RLB Crane Index Q1 2025 26th Edition Australia, Rider Levett Bucknall, 2025.
- 30 Colliers. 2024 Wollongong Office Leasing Report: September 2024. Colliers, 2024.
- 31 .id (informed decisions). Wollongong City Council Community Profile: About the Profile Areas. profile.id, 2025.
- 32 NSW Department of Planning, Housing and Infrastructure. Draft Wollongong Health Precinct Strategy. NSW Government, 2025.
- 33 NSW Department of Planning, Housing and Infrastructure. Shaping the Wollongong Health Precinct Strategy: A Discussion Paper to Guide a Place-Based Approach for the Future Wollongong Health Precinct. NSW Government, 2025.
- 34 Property & Development NSW. Workplaces. NSW Government, 2025.
- 35 Figure compiled by Wollongong City Council using data including from Property & Development NSW
- 36 Transport for NSW. Wollongong Station Precinct Draft Master Plan: February 2025. NSW Government, 2025.
- 37 Transport for NSW. Wollongong Harbour Master Plan. NSW Government, 2020.
- 38 Colliers. 2025 Wollongong Apartment Report. June 2025.
- 39 Transport for NSW. Current Projects, NSW Government, 2025.
- 40 NSW Department of Planning, Housing and Infrastructure. Western Sydney Aerropolis, NSW Government, 2025.
- 41 Illawarra Shoalhaven Joint Organisation (ISJO). Economic Blueprint, 2025.
- 42 Western Sydney Leadership Dialogue. Wollongong and the West, 2024.
- 43 NSW Ports, NSW Ports Master Plan, NSW Ports, 2023.
- 44 Invest Wollongong. Invest Wollongong Prospectus. Wollongong City Council, 2025.
- 45 Department of Climate Change, Energy, the Environment and Water, Illawarra Offshore Wind Area, Australian Government, 2023.
- 46 Business Illawarra. Illawarra Clean Energy Industry Roadmap. Business Illawarra, 2025.
- 47 Wollongong City Council, 2025, Cruise Wollongong: The Ideal Location for a Third Cruise Terminal and Turnaround Port in NSW.
- 48 NSW Department of Planning, Housing and Infrastructure, Industrial Lands Action Plan, NSW Government, 2025.
- 49 NSW Department of Planning, Housing and Infrastructure, Employment Lands Development Monitor 2024, 2025.
- 50 Sydney Water, Growth Servicing Plan 2024-2029, 2024.
- 51 Wollongong City Council, Attachment 1 Budget 2025-2026, Wollongong City Council, 2025.
- 52 Wollongong City Council, West Dapto Development Contributions Plan 2025, Wollongong City Council, 2025.
- 53 Wollongong City Council internal calculation
- 54 Wollongong City Council, Draft Infrastructure Delivery Program 2025-2026 to 2028-2029, Wollongong City Council, 2025.
- 55 Wollongong City Council internal calculation
- 56 Urban Development Institute of Australia (UDIA) NSW, Illawarra-Shoalhaven Building Blocks 2025, UDIA NSW, 2025.
- 57 Invest Wollongong. Invest Wollongong Prospectus. Wollongong City Council, 2025.
- 58 Business Illawarra, Business Illawarra Solutions: A Plan for the Region's Future, Business Illawarra, 2023.
- 59 NSW Department of Planning, Housing and Infrastructure, Transport Oriented Development Program, NSW Government 2023.
- 60 NSW Government, State Environmental Planning Policy (Housing) Amendment (Low and Mid Rise Housing) 2025, NSW Government, 2025.
- 61 NSW Government, Future Jobs and Investment Authority Model to Secure Jobs and Economic Opportunities in Coal Mining Communities, NSW Resources, June 2025.
- 62 NSW Treasury, TPG25-04 NSW Government Faster Payment Terms Policy, 2025.
- 63 Wollongong City Council internal calculation
- 64 Wollongong City Council Internal as at March 2025 using data from Transport for NSW Journey Planner and Place Intelligence
- 65 .id (informed decisions), Wollongong City Population Estimate, 2025.
- 66 Green Gravity, Green Gravity raises \$9m in Series A to drive its energy-storage technology for old mineshafts, Green Gravity, 2024.
- 67 Nichols N., Green hydrogen group Hysata backed by energy giant BP in monster \$172m Series B, Business News Australia, 2024.
- 68 iAccelerate, University of Wollongong. iAccelerate 2024 Impact Report. University of Wollongong, 2025.
- 69 Australian Renewable Energy Agency (ARENA), Electrify 2515: Brighte Research Testbed of Community Electrification at Scale, 2024.



*Image: The Wollongong CBD*

On Dharawal Country, from the mountains to the sea,  
we value and respect each other, our places, past,  
and future. We will be a sustainable, connected,  
vibrant, and innovative city, with a diverse economy.

We are a sustainable and climate resilient city

We have well planned, connected, and liveable places

We foster a diverse economy, and we value innovation, culture, and creativity

We have a healthy, respectful, and inclusive community



**Wollongong City Council**  
wollongong.nsw.gov.au  
Phone (02) 4227 7111

